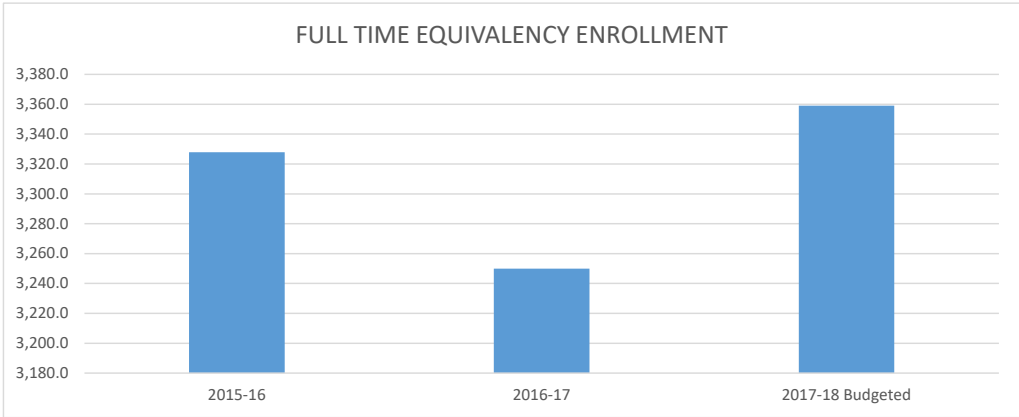


USD#: 373
USD NAME Newton
COUNTY NAME Harvey

NOTE 1: The scale for each chart will vary based on individual district's data.

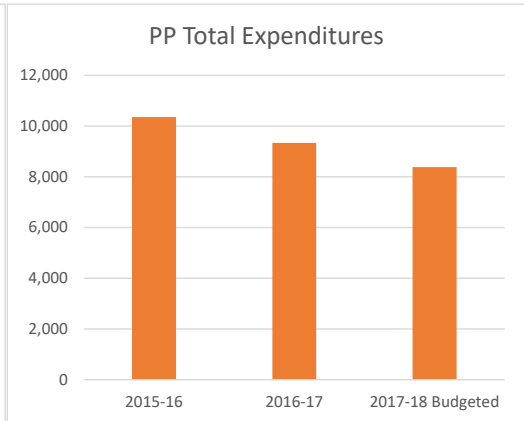
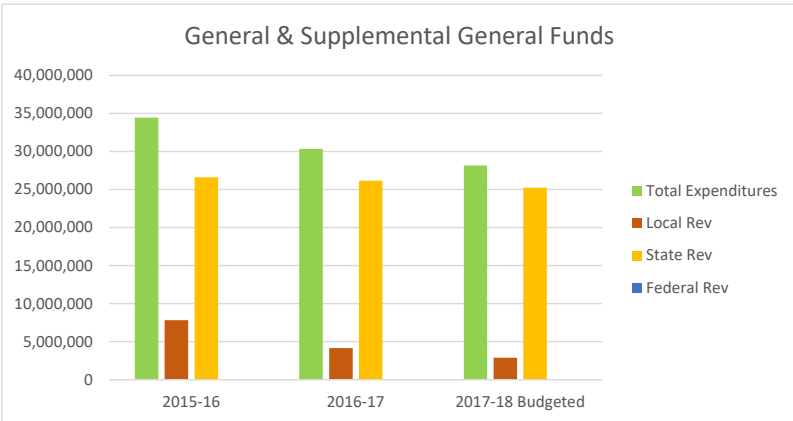
FULL TIME EQUIVALENCY ENROLLMENT

	2015-16	2016-17	2017-18 Budgeted
Total FTE Enroll.	3,327.8	3,249.9	3,359.0



GENERAL & SUPPLEMENTAL GENERAL FUNDS

	2015-16	2016-17	2017-18 Budgeted
Total Expenditures	34,459,103	30,339,022	28,160,526
PP Total Expenditures	10,355	9,335	8,384
Local Rev	7,843,724	4,173,096	2,896,737
State Rev	26,615,379	26,165,926	25,263,789
Federal Rev	0	0	0

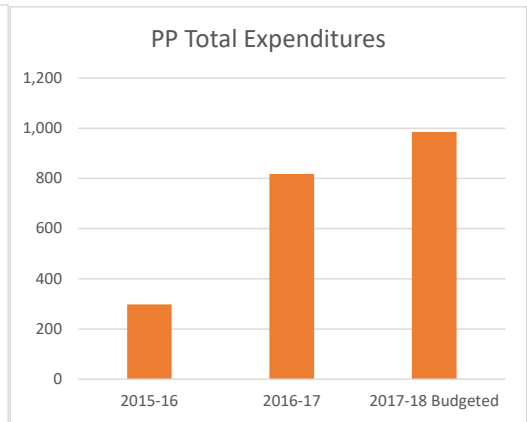
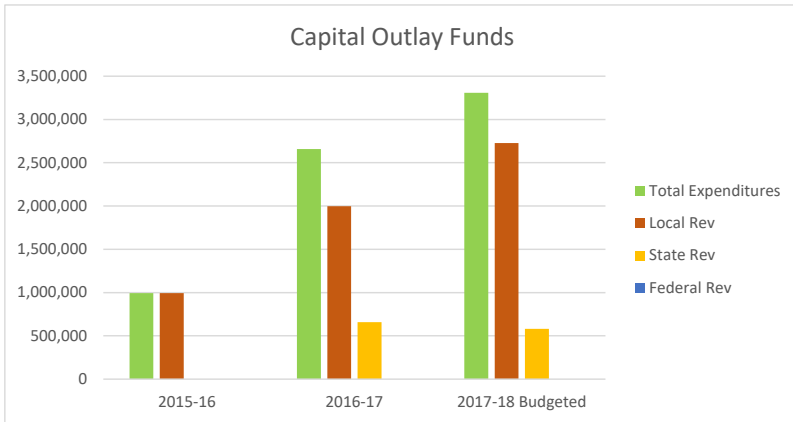


USD#: 373
 USD NAME Newton
 COUNTY NAME Harvey

NOTE 1: The scale for each chart will vary based on individual district's data.

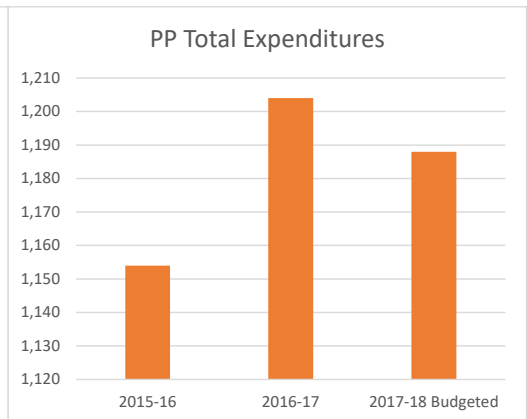
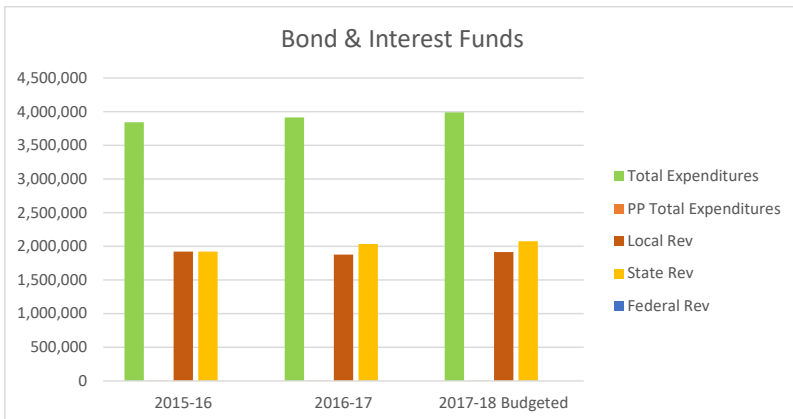
CAPITAL OUTLAY FUNDS

	2015-16	2016-17	2017-18 Budgeted
Total Expenditures	993,282	2,658,199	3,308,763
PP Total Expenditures	298	818	985
Local Rev	993,282	1,998,844	2,728,841
State Rev	0	659,355	579,922
Federal Rev	0	0	0



BOND & INTEREST FUNDS

	2015-16	2016-17	2017-18 Budgeted
Total Expenditures	3,841,538	3,913,338	3,990,663
PP Total Expenditures	1,154	1,204	1,188
Local Rev	1,920,769	1,878,402	1,915,778
State Rev	1,920,769	2,034,936	2,074,885
Federal Rev	0	0	0

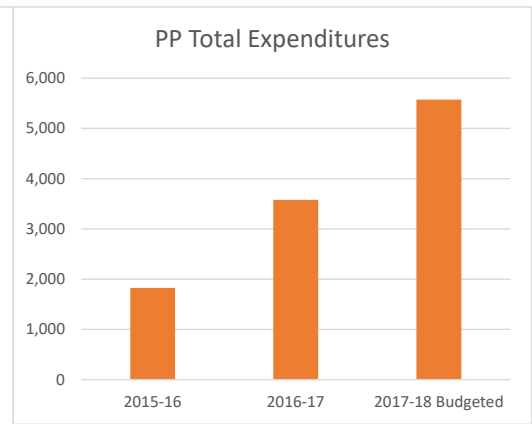
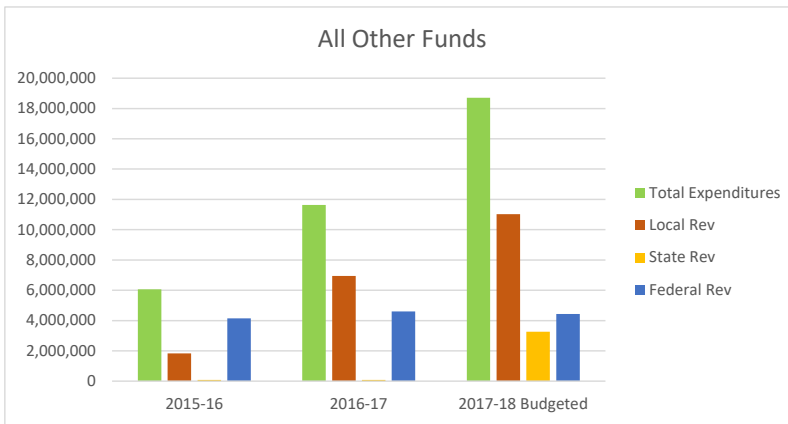


USD#: 373
USD NAME Newton
COUNTY NAME Harvey

NOTE 1: The scale for each chart will vary based on individual district's data.

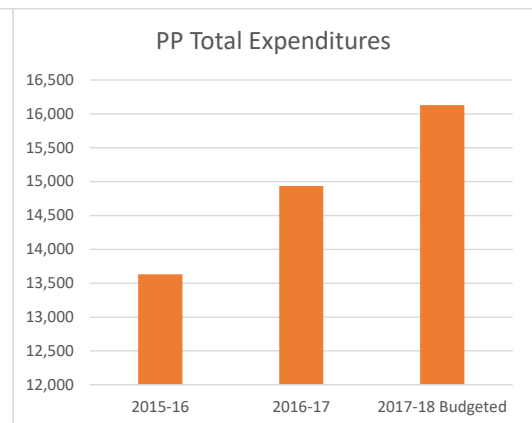
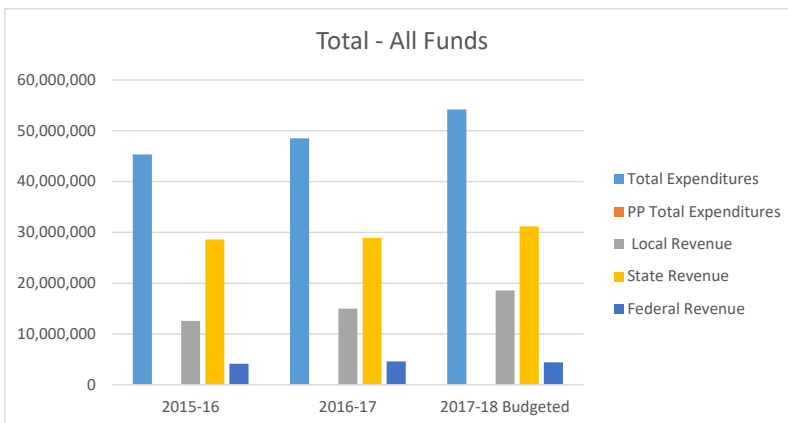
ALL OTHER FUNDS

	2015-16	2016-17	2017-18 Budgeted
Total Expenditures	6,068,907	11,626,146	18,715,511
PP Total Expenditures	1,824	3,577	5,572
Local Rev	1,839,018	6,948,641	11,019,166
State Rev	77,616	77,387	3,255,430
Federal Rev	4,152,273	4,600,118	4,440,915



TOTAL - ALL FUNDS

	2015-16	2016-17	2017-18 Budgeted
Total Expenditures	45,362,830	48,536,705	54,175,463
PP Total Expenditures	13,631	14,935	16,128
Local Revenue	12,596,793	14,998,983	18,560,522
State Revenue	28,613,764	28,937,604	31,174,026
Federal Revenue	4,152,273	4,600,118	4,440,915

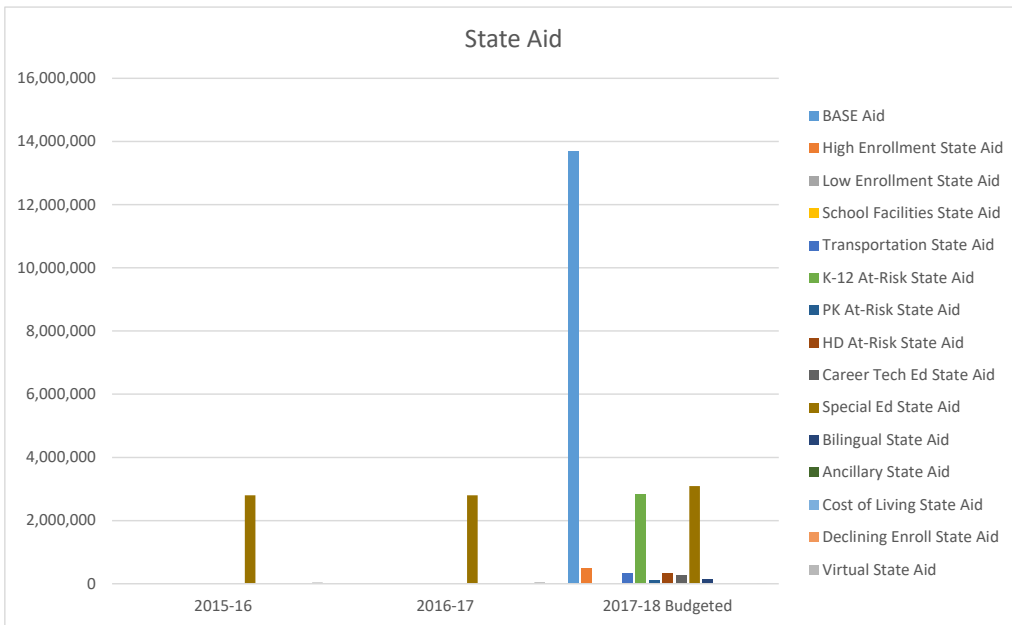


USD#: 373
USD NAME Newton
COUNTY NAME Harvey

NOTE 1: The scale for each chart will vary based on individual district's data.

NOTE 2: Districts operated under the Block Grant for 2015-16 and 2016-17 and weightings were not applicable.

		STATE AID		
		2015-16	2016-17	2017-18 Budgeted
BASE Aid		N/A	N/A	13,690,505
High Enrollment State Aid		N/A	N/A	479,518
Low Enrollment State Aid		N/A	N/A	0
School Facilities State Aid		0	0	0
Transportation State Aid		N/A	N/A	316,875
K-12 At-Risk State Aid		N/A	N/A	2,838,652
PK At-Risk State Aid		N/A	N/A	112,168
HD At-Risk State Aid		N/A	N/A	317,676
Career Tech Ed State Aid		N/A	N/A	262,794
Special Ed State Aid		2,802,391	2,797,669	3,091,831
Bilingual State Aid		N/A	N/A	141,412
Ancillary State Aid		0	0	0
Cost of Living State Aid		0	0	0
Declining Enroll State Aid		0	0	0
Virtual State Aid		42,714	51,970	22,414

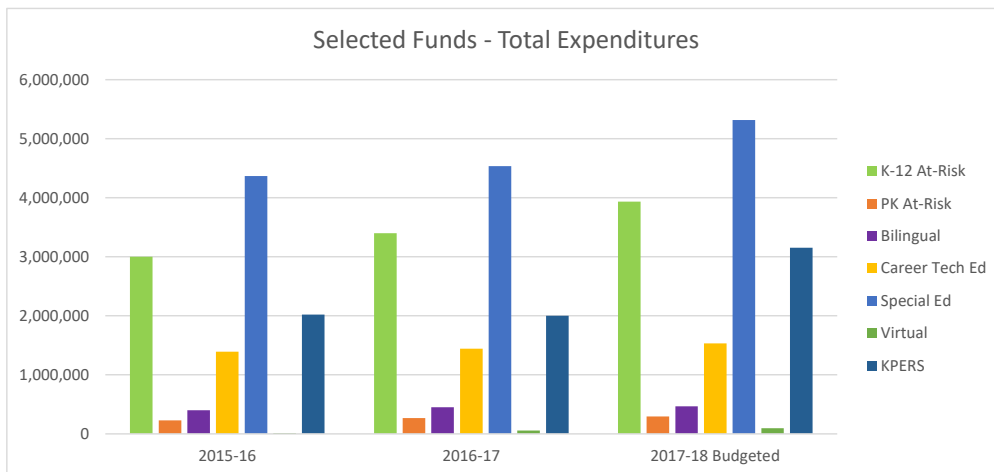


USD#: 373
USD NAME Newton
COUNTY NAME Harvey

NOTE 1: The scale for each chart will vary based on individual district's data.

SELECTED FUNDS - TOTAL EXPENDITURES

	2015-16	2016-17	2017-18 Budgeted
K-12 At-Risk	2,999,119	3,398,061	3,932,781
PK At-Risk	229,238	269,472	296,192
Bilingual	398,779	450,313	468,595
Career Tech Ed	1,391,995	1,444,462	1,534,175
Special Ed	4,366,702	4,535,721	5,316,290
Virtual	12,931	56,072	96,749
KPERS	2,021,333	2,001,653	3,152,604



USD#: 373
USD NAME Newton
COUNTY NAME Harvey

NOTE 1: The scale for each chart will vary based on individual district's data.

DEMOGRAPHIC DATA

	2015-16	2016-17	2017-18
Headcount	3,646	3,539	3,552
Male	1,855	1,805	1,808
Female	1,791	1,734	1,744
White	2,305	2,212	2,210
Black	84	82	85
Hispanic	1,023	1,018	1,021
Am. Indian or Alaska Native	32	29	30
Asian	42	40	31
Multi-Ethnic	160	158	175
Free / Reduced Meals	2,054	1,928	1,950
Migrant	12	7	NA
English Language Learner	201	216	191
Students with Disabilities	584	579	580

