

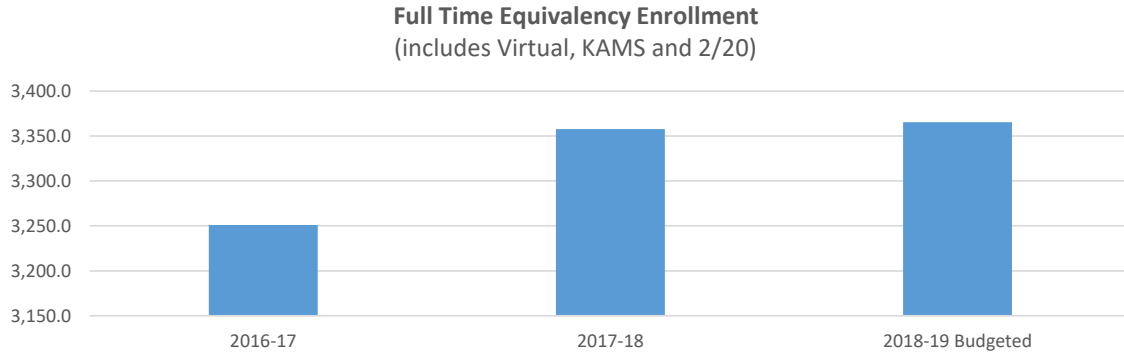
USD #: D0373
USD Name: Newton
County Name: Harvey
School Year: 2019

NOTE 1: The scale for each chart will vary based on individual district's data.

NOTE 2: Total Expenditures may not equal the sum of state, federal and local revenue. Typically this is a result of low assessed valuation and/or the large amount of federal property and federal impact aid in some districts.

Full Time Equivalency Enrollment (includes Virtual, KAMS and 2/20)

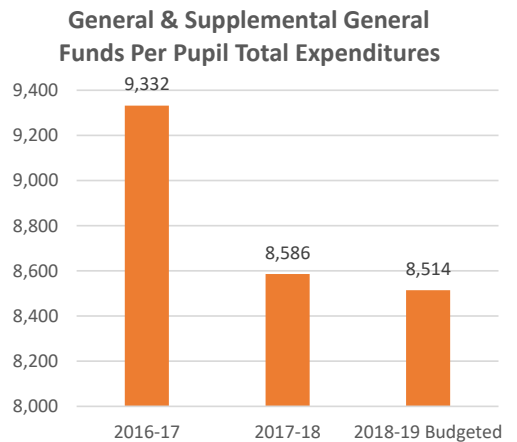
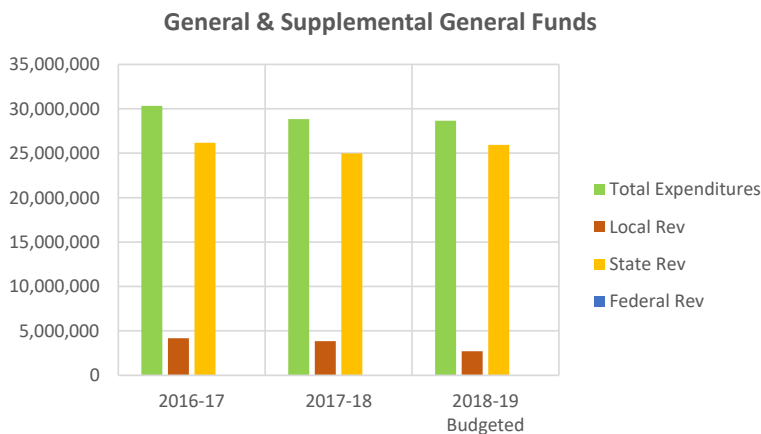
	2016-17	2017-18	2018-19 Budgeted
Total FTE Enroll	3,250.9	3,357.8	3,365.4



NOTE: Districts operated under the Block Grant in 2015-16 & 2016-17, therefore, 2/20 counts are not included in enrollment for those years. Beginning in 2017-18, the Legislature funded full-day Kindergarten (1.0), whereas, in all previous years, Kindergarten was only funded as half-day (0.5).

General & Supplemental General Funds

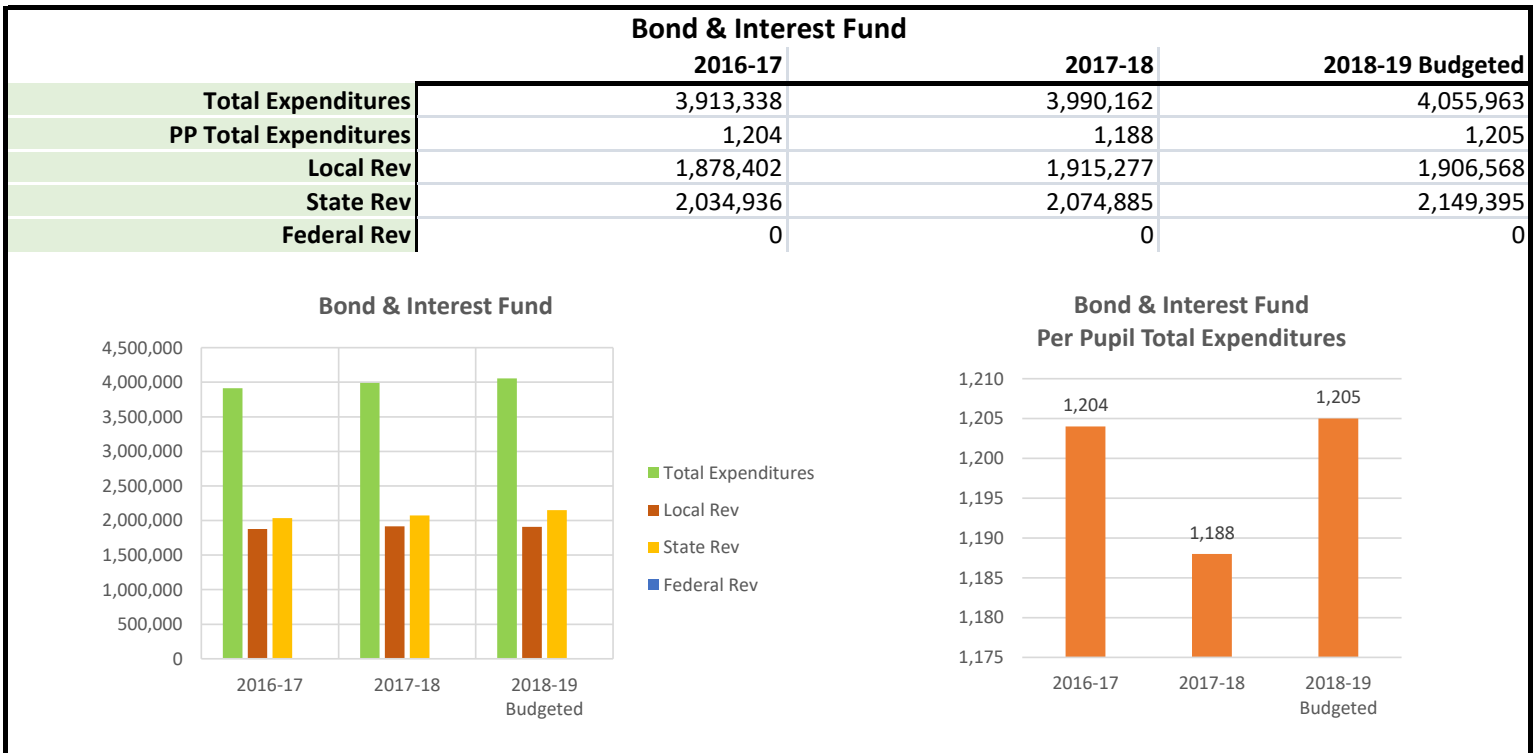
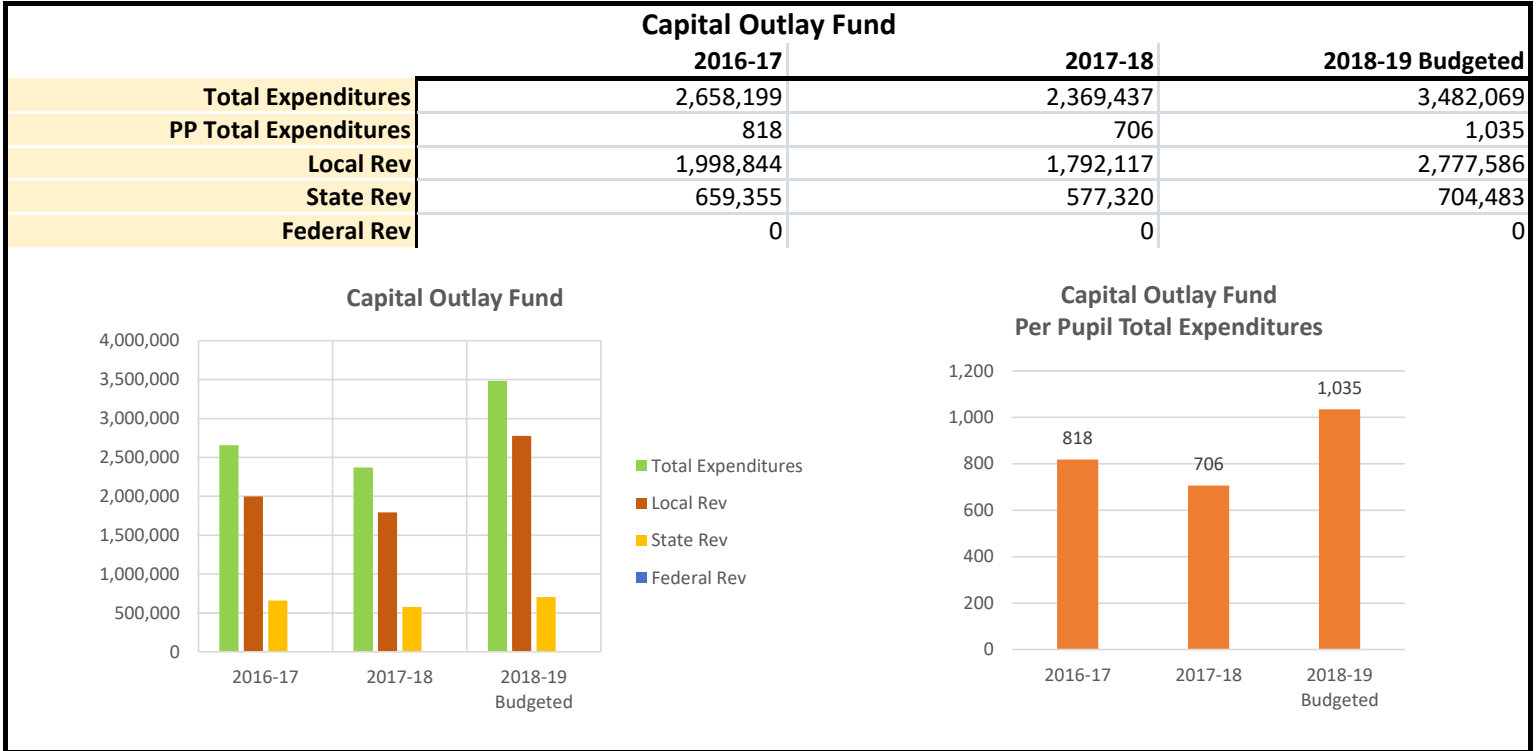
	2016-17	2017-18	2018-19 Budgeted
Total Expenditures	30,339,022	28,829,996	28,653,611
PP Total Expenditures	9,332	8,586	8,514
Local Rev	4,173,096	3,853,502	2,711,534
State Rev	26,165,926	24,976,494	25,942,077
Federal Rev	0	0	0



USD #: D0373
USD Name: Newton
County Name: Harvey
School Year: 2019

NOTE 1: The scale for each chart will vary based on individual district's data.

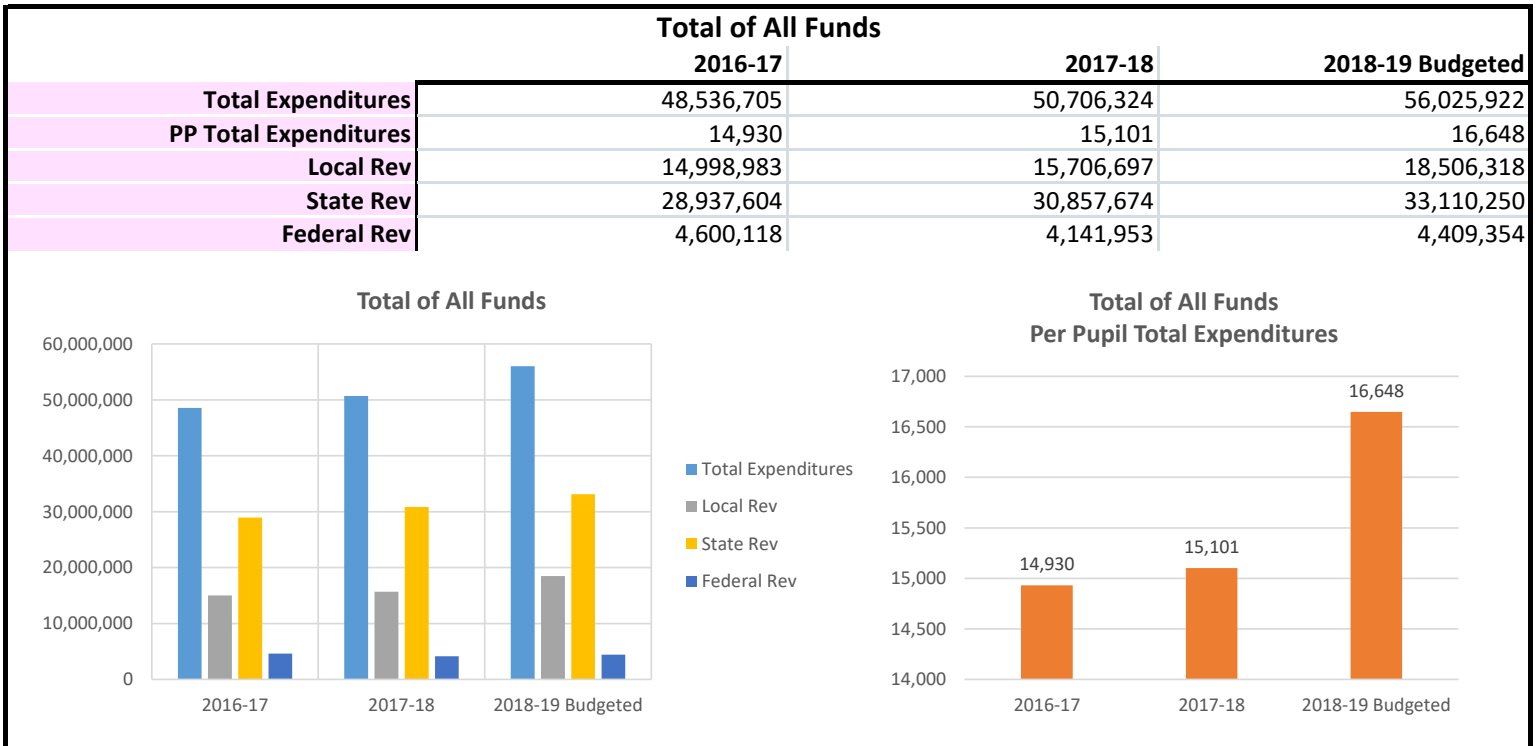
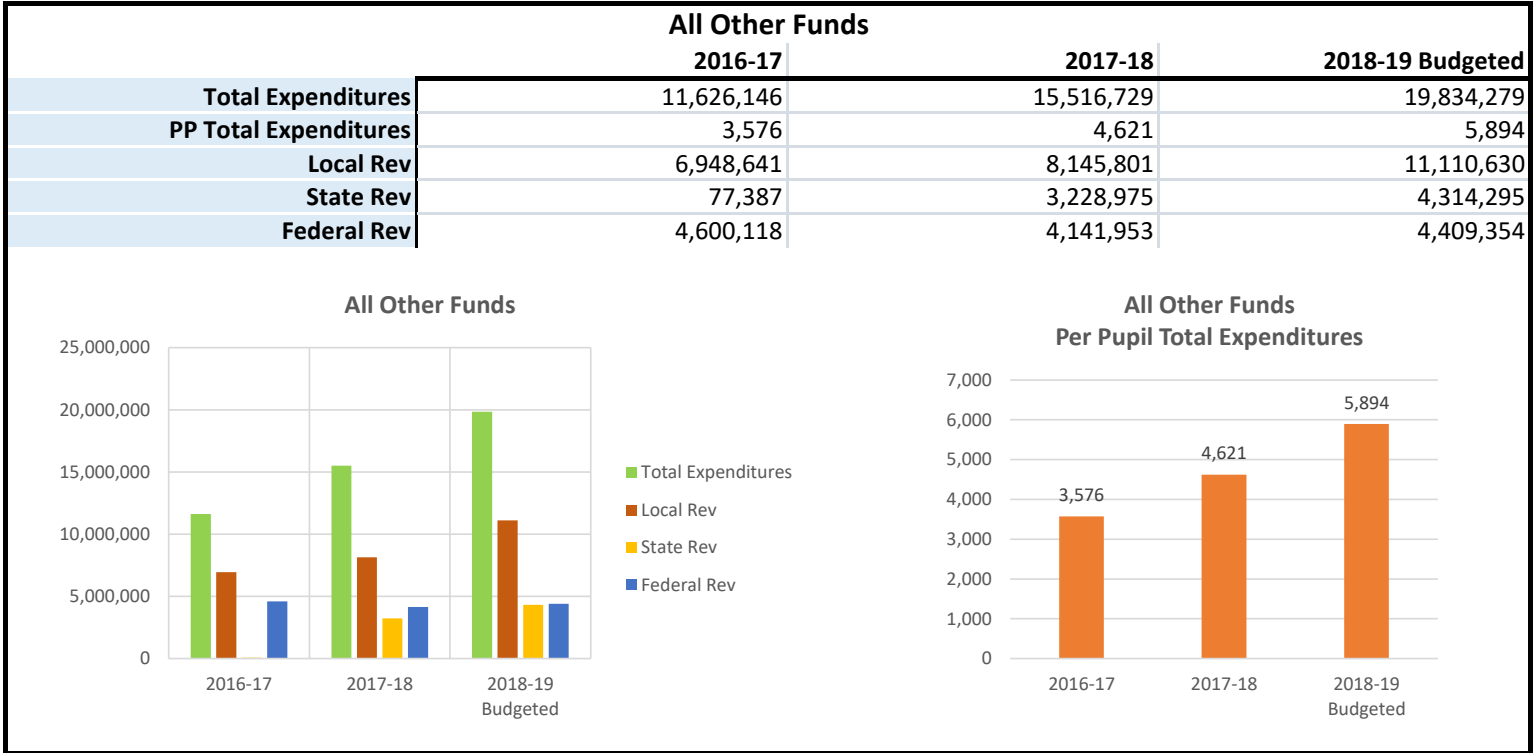
NOTE 2: Total Expenditures may not equal the sum of state, federal and local revenue. Typically this is a result of low assessed valuation and/or the large amount of federal property and federal impact aid in some districts.



USD #: D0373
USD Name: Newton
County Name: Harvey
School Year: 2019

NOTE 1: The scale for each chart will vary based on individual district's data.

NOTE 2: Total Expenditures may not equal the sum of state, federal and local revenue. Typically this is a result of low assessed valuation and/or the large amount of federal property and federal impact aid in some districts.



USD #: D0373

USD Name: Newton

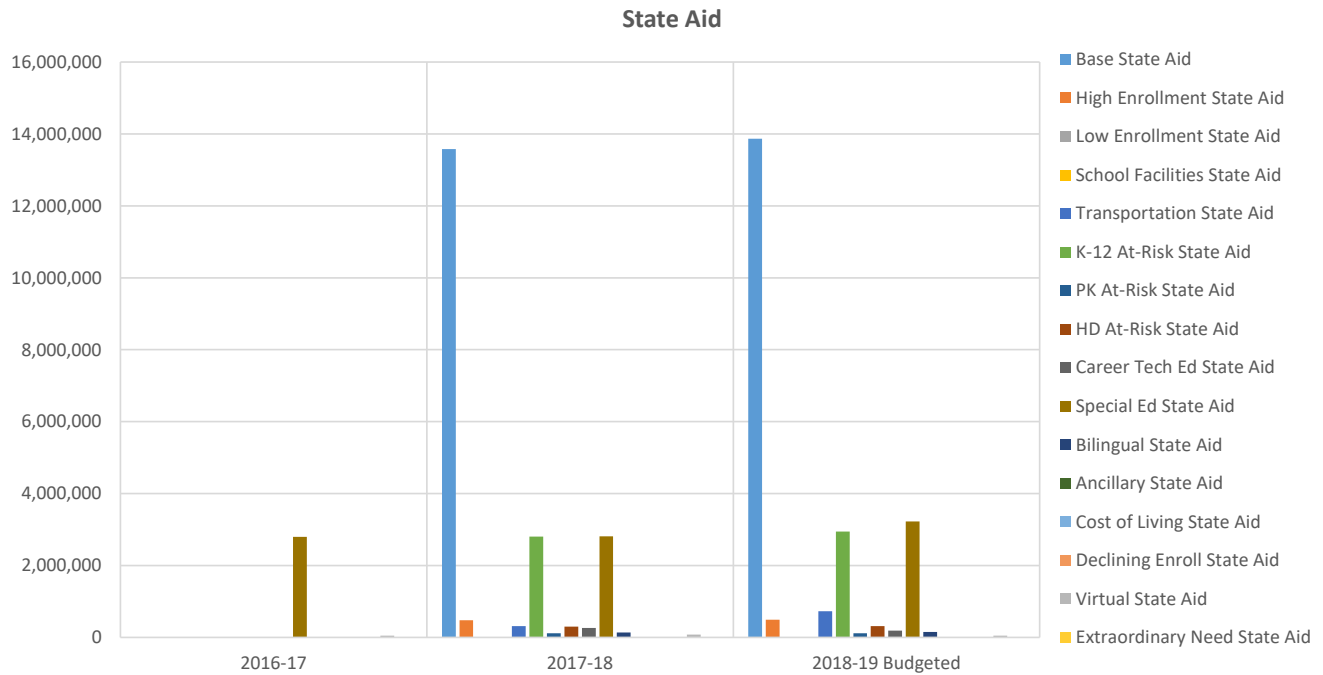
County Name: Harvey

School Year: 2019

NOTE 1: The scale for each chart will vary based on individual district's data.

NOTE 2: Total Expenditures may not equal the sum of state, federal and local revenue. Typically this is a result of low assessed valuation and/or the large amount of federal property and federal impact aid in some districts.

State Aid			
	2016-17	2017-18	2018-19 Budgeted
Base State Aid	N/A	13,582,343	13,870,283
High Enrollment State Aid	N/A	479,518	490,221
Low Enrollment State Aid	N/A	0	0
School Facilities State Aid	0	0	0
Transportation State Aid	N/A	316,875	728,042
K-12 At-Risk State Aid	N/A	2,803,799	2,941,323
PK At-Risk State Aid	N/A	112,168	116,620
HD At-Risk State Aid	N/A	302,854	312,375
Career Tech Ed State Aid	N/A	262,393	189,091
Special Ed State Aid	2,797,669	2,813,174	3,226,484
Bilingual State Aid	N/A	141,011	155,771
Ancillary State Aid	0	0	0
Cost of Living State Aid	0	0	0
Declining Enroll State Aid	0	0	N/A
Virtual State Aid	51,970	75,000	50,270
Extraordinary Need State Aid	N/A	0	N/A



NOTE: Districts operated under the Block Grant in 2015-16 & 2016-17 and weightings were not applicable during those years.

USD #: D0373

NOTE 1: The scale for each chart will vary based on individual district's data.

USD Name: Newton

NOTE 2: Total Expenditures may not equal the sum of state, federal and local revenue. Typically this is a result of low assessed valuation and/or the large amount of federal property and federal impact aid in some districts.

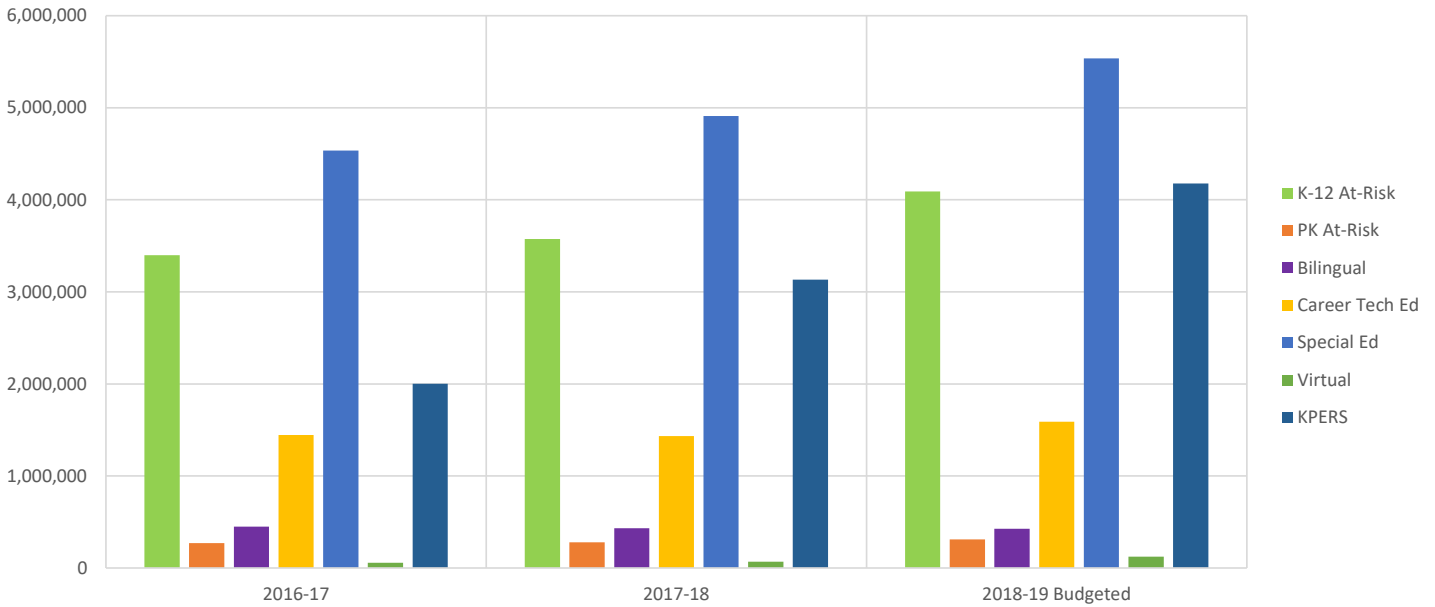
County Name: Harvey

School Year: 2019

Total Expenditures of Selected Funds

	2016-17	2017-18	2018-19 Budgeted
K-12 At-Risk	3,398,061	3,574,136	4,090,866
PK At-Risk	269,472	278,539	310,000
Bilingual	450,313	432,562	426,247
Career Tech Ed	1,444,462	1,433,709	1,588,539
Special Ed	4,535,721	4,911,218	5,536,298
Virtual	56,072	67,349	122,073
KPERS	2,001,653	3,133,393	4,178,379

Total Expenditures of Selected Funds



USD #: D0373

USD Name: Newton

County Name: Harvey

School Year: 2019

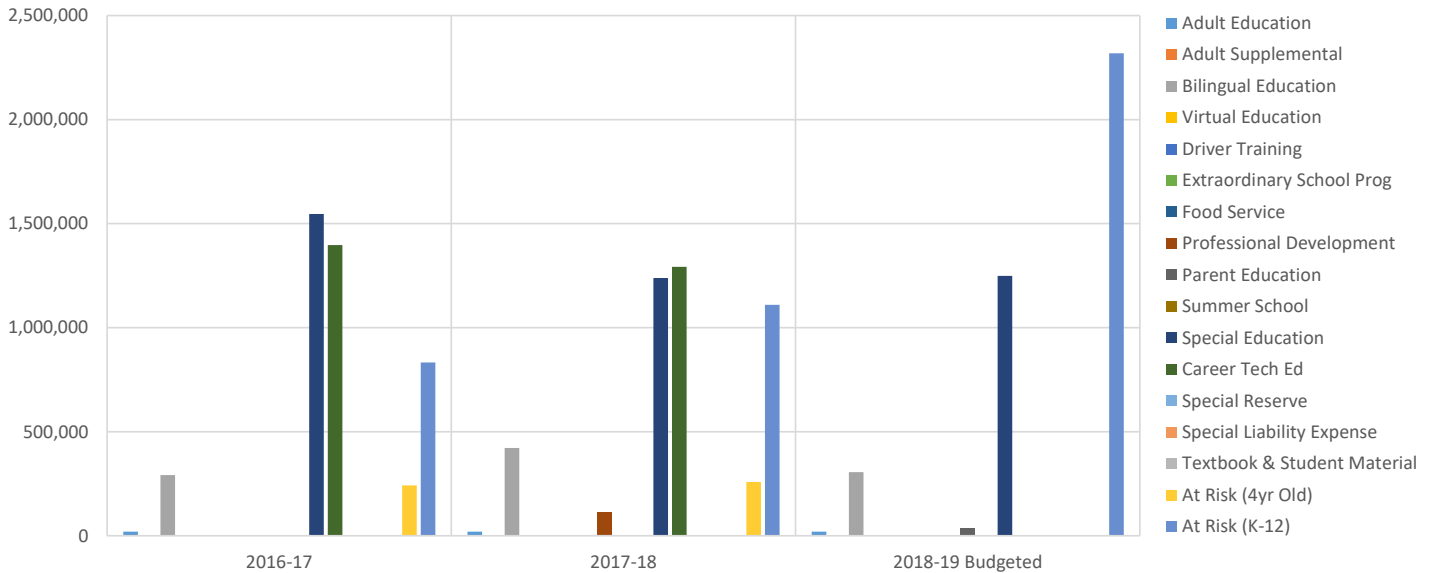
NOTE 1: The scale for each chart will vary based on individual district's data.

NOTE 2: Total Expenditures may not equal the sum of state, federal and local revenue. Typically this is a result of low assessed valuation and/or the large amount of federal property and federal impact aid in some districts.

Supplemental General Fund Transfers

	2016-17	2017-18	2018-19 Budgeted
Adult Education	19,250	19,250	19,250
Adult Supplemental	0	0	0
Bilingual Education	291,150	421,922	306,247
Virtual Education	0	0	0
Driver Training	0	0	0
Extraordinary School Prog	0	0	0
Food Service	0	0	0
Professional Development	0	111,583	0
Parent Education	0	0	34,798
Summer School	0	0	0
Special Education	1,546,659	1,239,042	1,248,366
Career Tech Ed	1,396,479	1,292,781	0
Special Reserve	0	0	0
Special Liability Expense	0	0	0
Textbook & Student Material	0	0	0
At Risk (4yr Old)	241,472	258,539	0
At Risk (K-12)	832,597	1,109,689	2,318,981

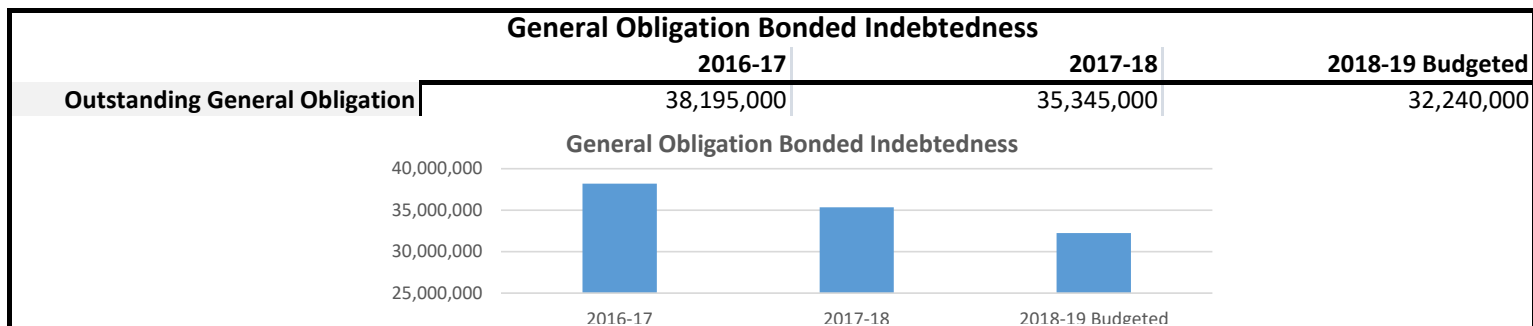
Supplemental General Fund Transfers



USD #: D0373
USD Name: Newton
County Name: Harvey
School Year: 2019

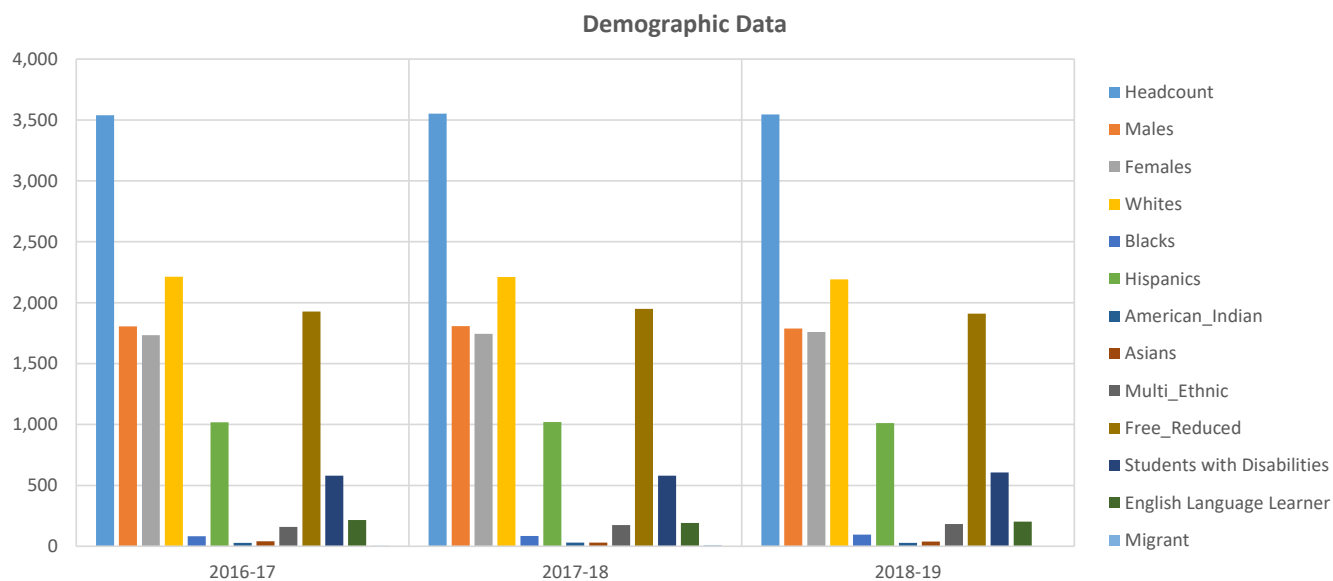
NOTE 1: The scale for each chart will vary based on individual district's data.

NOTE 2: Total Expenditures may not equal the sum of state, federal and local revenue. Typically this is a result of low assessed valuation and/or the large amount of federal property and federal impact aid in some districts.



Demographic Data

	2016-17	2017-18	2018-19
Headcount	3,539	3,552	3,546
Males	1,805	1,808	1,787
Females	1,734	1,744	1,759
Whites	2,212	2,210	2,191
Blacks	82	85	96
Hispanics	1,018	1,021	1,011
American_Indian	29	30	27
Asians	40	31	39
Multi_Ethnic	158	175	182
Free_Reduced	1,928	1,950	1,910
Students with Disabilities	579	580	606
English Language Learner	216	191	202
Migrant	3	8	N/A



NOTE: Districts are in the process of submitting Migrant data for the current year.