


Financial Accountability Report

USD #: D0216
USD Name: Deerfield
County Name: Kearny
School Year: 2020



Full Time Equivalency (FTE) Enrollment*

	2017-18	2018-19	2019-20 Budgeted
FTE Enrollment (incl. KAMS)	187.5	186.5	188.0
Virtual FTE Enrollment	0.0	0.0	0.0
Total FTE Enrollment	187.5	186.5	188.0

*Includes the 2/20 count.

General & Supplemental General (06 & 08)

	2017-18	2018-19	2019-20 Budgeted
*Total Expenditures	\$2,533,050	\$2,653,273	\$3,035,755
Total Expenditures per Pupil	\$13,510	\$14,227	\$16,148
Local Revenue	\$540,527	\$606,592	\$782,711
State Revenue	\$1,992,523	\$2,046,681	\$2,253,044
Federal Revenue	\$0	\$0	\$0

Capital Outlay (16)

	2017-18	2018-19	2019-20 Budgeted
*Total Expenditures	\$306,174	\$496,322	\$626,645
Total Expenditures per Pupil	\$1,633	\$2,661	\$3,333
Local Revenue	\$306,174	\$496,322	\$626,645
State Revenue	\$0	\$0	\$0
Federal Revenue	\$0	\$0	\$0

*Total Expenditures may not equal the sum of state, federal and local revenue. Typically this is a result of low assessed valuation and/or the large amount of federal property and federal impact aid in some districts.

Financial Accountability Report

USD #: D0216
USD Name: Deerfield
County Name: Kearny
School Year: 2020



Bond & Interest (62 & 63)

	2017-18	2018-19	2019-20 Budgeted
*Total Expenditures	\$0	\$0	\$0
Total Expenditures per Pupil	\$0	\$0	\$0
Local Revenue	\$0	\$0	\$0
State Revenue	\$0	\$0	\$0
Federal Revenue	\$0	\$0	\$0

All Other Funds

	2017-18	2018-19	2019-20 Budgeted
*Total Expenditures	\$924,921	\$828,895	\$1,461,473
Total Expenditures per Pupil	\$4,933	\$4,444	\$7,774
Local Revenue	\$240,970	\$304,476	\$750,997
State Revenue	\$257,476	\$220,850	\$364,000
Federal Revenue	\$426,475	\$303,569	\$346,476


Total of All Funds

	2017-18	2018-19	2019-20 Budgeted
*Total Expenditures	\$3,764,145	\$3,978,490	\$5,123,873
Total Expenditures per Pupil	\$20,075	\$21,332	\$27,255
Local Revenue	\$1,087,671	\$1,407,390	\$2,160,353
State Revenue	\$2,249,999	\$2,267,531	\$2,617,044
Federal Revenue	\$426,475	\$303,569	\$346,476

*Total Expenditures may not equal the sum of state, federal and local revenue. Typically this is a result of low assessed valuation and/or the large amount of federal property and federal impact aid in some districts.

Financial Accountability Report

USD #: D0216
 USD Name: Deerfield
 County Name: Kearny
 School Year: 2020



State Aid


	2017-18	2018-19	2019-20 Budgeted
Base State Aid	\$787,179	\$818,423	\$807,352
High Enrollment State Aid	\$0	\$0	\$0
Low Enrollment State Aid	\$603,704	\$625,167	\$657,415
School Facilities State Aid	\$0	\$0	\$0
Transportation State Aid	\$24,437	\$24,157	\$28,834
K-12 At-Risk State Aid	\$228,743	\$229,908	\$270,596
Preschool-Aged At-Risk (4 Year Olds) State Aid	\$30,045	\$18,743	\$48,796
High Density At-Risk State Aid	\$49,674	\$49,980	\$58,555
Career & Technical Education (CTE) State Aid	\$28,843	\$20,825	\$38,593
Special Education State Aid	\$128,719	\$142,734	\$144,991
Bilingual State Aid	\$111,367	\$116,620	\$117,110
Ancillary State Aid	\$0	\$0	\$0
Cost of Living State Aid	\$0	\$0	\$0
Declining Enrollment State Aid	\$0	N/A	N/A
Virtual State Aid	\$0	\$0	\$0
Extraordinary Need State Aid	\$0	N/A	N/A

Total Expenditures of Selected Funds

	2017-18	2018-19	2019-20 Budgeted
At-Risk (K-12) - 13	\$347,604	\$352,818	\$392,142
Preschool-Aged At-Risk (4 Year Olds) - 11	\$63,888	\$60,745	\$103,768
Bilingual Education - 14	\$153,071	\$168,183	\$161,508
Career & Postsecondary Education (CTE) - 34	\$137,901	\$165,886	\$310,026
Special Education - 30	\$190,052	\$204,777	\$327,500
Virtual Education - 15	\$0	\$0	\$0
KPERS Special Retirement Contribution - 51	\$252,662	\$216,555	\$360,690

Financial Accountability Report

USD #: D0216
 USD Name: Deerfield
 County Name: Kearny
 School Year: 2020



Supplemental General (08) Transfers


	2017-18	2018-19	2019-20 Budgeted
Adult Education - 10	\$0	\$0	\$0
Adult Supplemental Education - 12	\$0	\$0	\$0
Bilingual Education - 14	\$0	\$45,000	\$51,000
Virtual Education - 15	\$0	\$0	\$0
Driver Training - 18	\$0	\$0	\$0
Extraordinary School Program - 22	\$0	\$0	\$0
Food Service - 24	\$0	\$35,000	\$50,000
Professional Development - 26	\$15,000	\$0	\$15,000
Parent Education Program - 28	\$0	\$0	\$0
Summer School - 29	\$0	\$0	\$0
Special Education - 30	\$0	\$60,000	\$60,000
Career & Postsecondary Education (CTE) - 34	\$153,441	\$140,000	\$140,000
Special Reserve Fund - 47	\$0	\$0	\$0
Special Liability Expense Fund - 42	\$0	\$0	\$0
Textbook & Student Material Revolving - 55	\$0	\$0	\$0
Preschool-Aged At-Risk (4 Year Olds) - 11	\$36,250	\$60,000	\$35,000
At-Risk (K-12) - 13	\$88,264	\$110,000	\$116,000

Article 6, Section 6 Constitutional Challenge

	2017-18	2018-19	2019-20 Budgeted
Total Expenditures	\$0	\$0	\$0
Aggregate Expenditures from 7/1/2010 to 6/30/2019		\$0	

Financial Accountability Report

USD #: D0216
 USD Name: Deerfield
 County Name: Kearny
 School Year: 2020



General Obligation Bonded Indebtedness

	2017-18	2018-19	2019-20 Budgeted
Outstanding Principal (July 1)	\$0	\$0	\$0

Demographic Headcount¹

	2017-18	2018-19	2019-20 Budgeted
Headcount	196	193	201
Males	85	87	100
Females	111	106	101
Whites	60	61	67
African-Americans	1	0	0
Hispanics	133	129	127
American Indian or Alaska Natives	1	1	1
Asians	0	1	1
Multi-Ethnic	1	1	5
Free & Reduced Priced Meals	154	143	153
Students with Disabilities	26	24	27
English Language Learners	77	73	75
Migrant*	54	43	N/A

¹ Demographic Data is unaudited.

*Districts are in the process of submitting Migrant data for the current year.