

# Financial Accountability Report

USD #: D0483  
 USD Name: Kismet-Plains  
 County Name: Seward  
 School Year: 2020



## Full Time Equivalency (FTE) Enrollment\*

	2017-18	2018-19	2019-20 Budgeted
FTE Enrollment (incl. KAMS)	632.5	621.5	621.5
Virtual FTE Enrollment	0.0	0.0	0.0
<b>Total FTE Enrollment</b>	<b>632.5</b>	<b>621.5</b>	<b>621.5</b>

\*Includes the 2/20 count.

## General & Supplemental General (06 & 08)

	2017-18	2018-19	2019-20 Budgeted
<b>*Total Expenditures</b>	<b>\$8,318,941</b>	<b>\$8,296,295</b>	<b>\$8,623,455</b>
<b>Total Expenditures per Pupil</b>	<b>\$13,152</b>	<b>\$13,349</b>	<b>\$13,875</b>
Local Revenue	\$1,627,731	\$1,577,772	\$1,703,894
State Revenue	\$6,691,210	\$6,718,523	\$6,919,561
Federal Revenue	\$0	\$0	\$0

## Capital Outlay (16)

	2017-18	2018-19	2019-20 Budgeted
<b>*Total Expenditures</b>	<b>\$453,296</b>	<b>\$621,410</b>	<b>\$1,088,100</b>
<b>Total Expenditures per Pupil</b>	<b>\$717</b>	<b>\$1,000</b>	<b>\$1,751</b>
Local Revenue	\$452,307	\$621,410	\$1,088,100
State Revenue	\$989	\$0	\$0
Federal Revenue	\$0	\$0	\$0

\*Total Expenditures may not equal the sum of state, federal and local revenue. Typically this is a result of low assessed valuation and/or the large amount of federal property and federal impact aid in some districts.

# Financial Accountability Report

USD #: D0483  
 USD Name: Kismet-Plains  
 County Name: Seward  
 School Year: 2020



## Bond & Interest (62 & 63)

	2017-18	2018-19	2019-20 Budgeted
*Total Expenditures	\$499	\$543	\$406
Total Expenditures per Pupil	\$1	\$1	\$1
Local Revenue	\$499	\$543	\$406
State Revenue	\$0	\$0	\$0
Federal Revenue	\$0	\$0	\$0

## All Other Funds

	2017-18	2018-19	2019-20 Budgeted
*Total Expenditures	\$1,187,750	\$1,040,391	\$1,935,181
Total Expenditures per Pupil	\$1,878	\$1,674	\$3,114
Local Revenue	\$0	\$0	\$334,831
State Revenue	\$655,661	\$563,850	\$984,775
Federal Revenue	\$664,068	\$638,891	\$615,575


## Total of All Funds

	2017-18	2018-19	2019-20 Budgeted
*Total Expenditures	\$9,960,486	\$9,958,639	\$11,647,142
Total Expenditures per Pupil	\$15,748	\$16,024	\$18,740
Local Revenue	\$1,948,558	\$2,037,375	\$3,127,231
State Revenue	\$7,347,860	\$7,282,373	\$7,904,336
Federal Revenue	\$664,068	\$638,891	\$615,575

\*Total Expenditures may not equal the sum of state, federal and local revenue. Typically this is a result of low assessed valuation and/or the large amount of federal property and federal impact aid in some districts.

# Financial Accountability Report

USD #: D0483  
 USD Name: Kismet-Plains  
 County Name: Seward  
 School Year: 2020



## State Aid


	2017-18	2018-19	2019-20 Budgeted
Base State Aid	\$2,724,080	\$2,809,293	\$2,743,666
High Enrollment State Aid	\$0	\$0	\$0
Low Enrollment State Aid	\$973,859	\$1,010,013	\$1,038,911
School Facilities State Aid	\$0	\$0	\$0
Transportation State Aid	\$621,731	\$621,835	\$621,927
K-12 At-Risk State Aid	\$796,793	\$784,270	\$811,788
Preschool-Aged At-Risk (4 Year Olds) State Aid	\$56,084	\$60,393	\$46,578
High Density At-Risk State Aid	\$173,059	\$170,349	\$176,109
Career & Technical Education (CTE) State Aid	\$13,620	\$15,827	\$21,736
Special Education State Aid	\$558,531	\$475,056	\$606,182
Bilingual State Aid	\$551,226	\$561,442	\$604,627
Ancillary State Aid	\$0	\$0	\$0
Cost of Living State Aid	\$0	\$0	\$0
Declining Enrollment State Aid	\$0	N/A	N/A
Virtual State Aid	\$0	\$0	\$0
Extraordinary Need State Aid	\$0	N/A	N/A

## Total Expenditures of Selected Funds

	2017-18	2018-19	2019-20 Budgeted
At-Risk (K-12) - 13	\$1,250,936	\$1,114,529	\$1,407,318
Preschool-Aged At-Risk (4 Year Olds) - 11	\$56,084	\$60,393	\$79,848
Bilingual Education - 14	\$746,991	\$809,706	\$835,425
Career & Postsecondary Education (CTE) - 34	\$128,884	\$133,250	\$135,000
Special Education - 30	\$821,326	\$704,387	\$950,000
Virtual Education - 15	\$0	\$0	\$0
KPERS Special Retirement Contribution - 51	\$644,633	\$550,483	\$972,673

# Financial Accountability Report

USD #: D0483  
 USD Name: Kismet-Plains  
 County Name: Seward  
 School Year: 2020



## Supplemental General (08) Transfers


	2017-18	2018-19	2019-20 Budgeted
Adult Education - 10	\$0	\$0	\$0
Adult Supplemental Education - 12	\$0	\$0	\$0
Bilingual Education - 14	\$0	\$165,490	\$169,200
Virtual Education - 15	\$0	\$0	\$0
Driver Training - 18	\$0	\$0	\$0
Extraordinary School Program - 22	\$0	\$0	\$0
Food Service - 24	\$0	\$185,000	\$0
Professional Development - 26	\$0	\$9,500	\$0
Parent Education Program - 28	\$0	\$0	\$0
Summer School - 29	\$0	\$0	\$0
Special Education - 30	\$84,326	\$0	\$135,000
Career & Postsecondary Education (CTE) - 34	\$0	\$0	\$0
Special Reserve Fund - 47	\$0	\$0	\$0
Special Liability Expense Fund - 42	\$0	\$0	\$0
Textbook & Student Material Revolving - 55	\$0	\$0	\$0
Preschool-Aged At-Risk (4 Year Olds) - 11	\$0	\$0	\$0
At-Risk (K-12) - 13	\$0	\$231,040	\$245,480

## Article 6, Section 6 Constitutional Challenge

	2017-18	2018-19	2019-20 Budgeted
Total Expenditures	\$0	\$0	\$0
Aggregate Expenditures from 7/1/2010 to 6/30/2019		\$0	

# Financial Accountability Report

USD #: D0483  
 USD Name: Kismet-Plains  
 County Name: Seward  
 School Year: 2020



## General Obligation Bonded Indebtedness

	2017-18	2018-19	2019-20 Budgeted
Outstanding Principal (July 1)	\$0	\$0	\$0

## Demographic Headcount<sup>1</sup>

	2017-18	2018-19	2019-20 Budgeted
Headcount	651	643	637
Males	339	340	327
Females	312	303	310
Whites	198	204	204
African-Americans	0	1	0
Hispanics	448	434	426
American Indian or Alaska Natives	1	1	0
Asians	3	3	6
Multi-Ethnic	1	0	1
Free & Reduced Priced Meals	518	502	490
Students with Disabilities	65	77	85
English Language Learners	368	356	360
Migrant*	23	30	N/A

<sup>1</sup> Demographic Data is unaudited.

\*Districts are in the process of submitting Migrant data for the current year.