


Financial Accountability Report

USD #: D0377

USD Name: Atchison Co Comm Schools

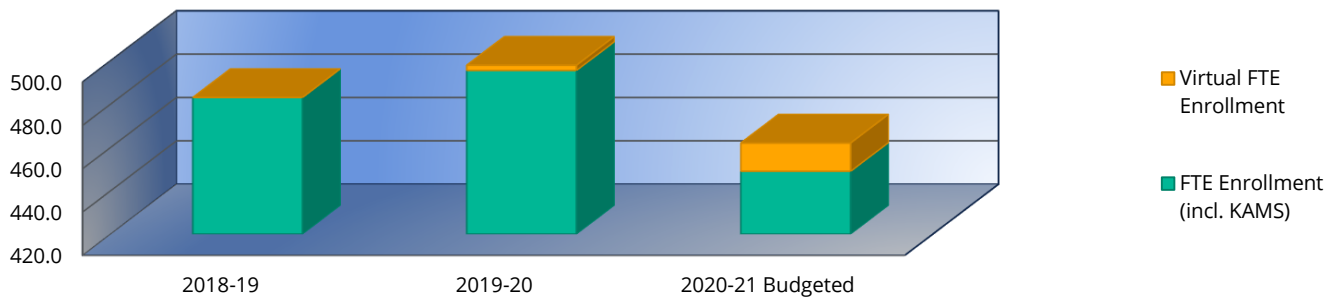
County Name: Atchison

School Year: 2021



Full Time Equivalency (FTE) Enrollment*

	2018-19	2019-20	2020-21 Budgeted
FTE Enrollment (incl. KAMS)	483.0	495.5	449.0
Virtual FTE Enrollment	0.0	2.4	13.0
Total FTE Enrollment	483.0	497.9	462.0

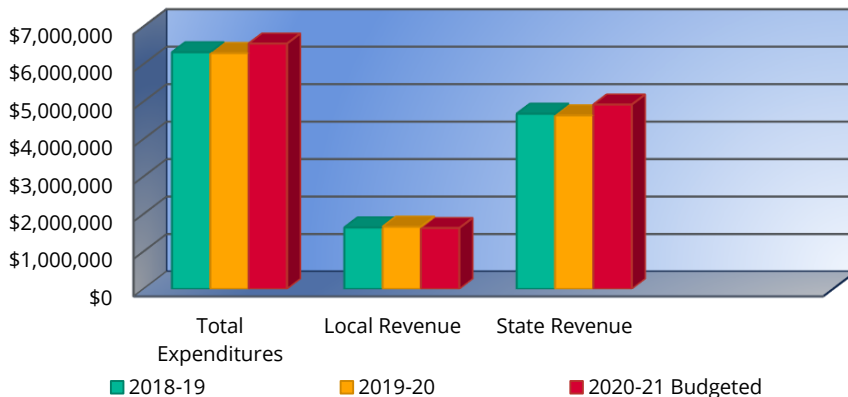


*Includes the 2/20 count.

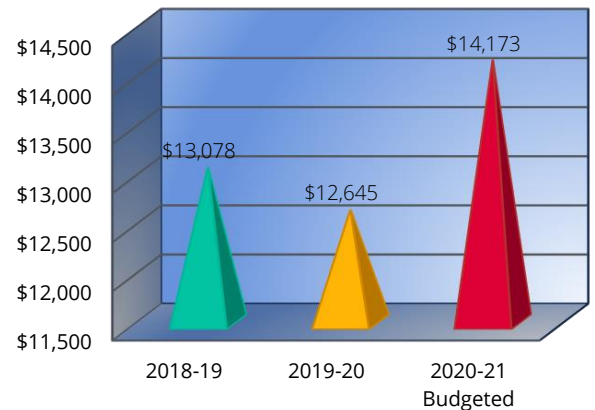
General & Supplemental General (06 & 08)

	2018-19	2019-20	2020-21 Budgeted
*Total Expenditures	\$6,316,621	\$6,296,115	\$6,548,063
Total Expenditures per Pupil	\$13,078	\$12,645	\$14,173
Local Revenue	\$1,640,756	\$1,662,679	\$1,626,923
State Revenue	\$4,675,865	\$4,633,436	\$4,921,140
Federal Revenue	\$0	\$0	\$0

Total Expenditures



Total Expenditures per Pupil



*Total Expenditures may not equal the sum of state, federal and local revenue. Typically this is a result of low assessed valuation and/or the large amount of federal property and federal impact aid in some districts.

Note: The scale for each chart will vary based on individual district's data.


Financial Accountability Report

USD #: D0377

USD Name: Atchison Co Comm Schools

County Name: Atchison

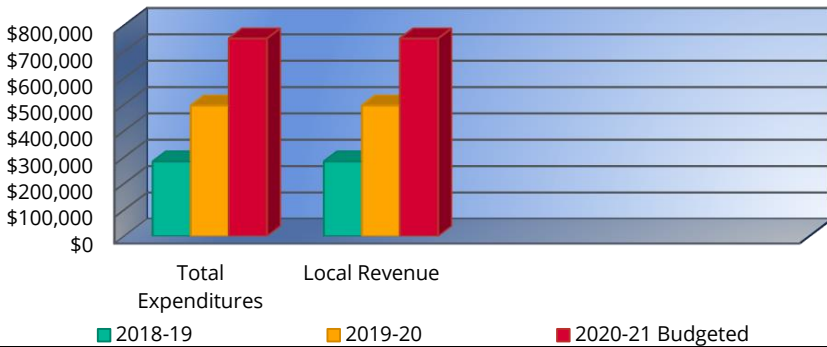
School Year: 2021



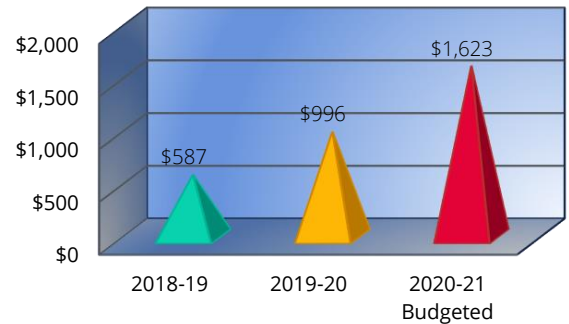
Capital Outlay (16)

	2018-19	2019-20	2020-21 Budgeted
*Total Expenditures	\$283,521	\$495,703	\$750,000
Total Expenditures per Pupil	\$587	\$996	\$1,623
Local Revenue	\$283,521	\$495,703	\$750,000
State Revenue	\$0	\$0	\$0
Federal Revenue	\$0	\$0	\$0

Total Expenditures



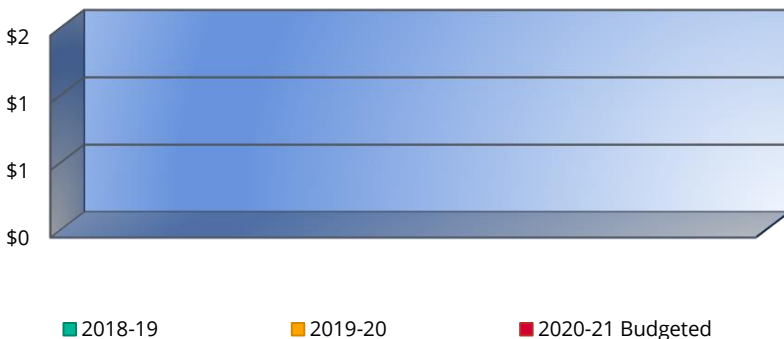
Total Expenditures per Pupil



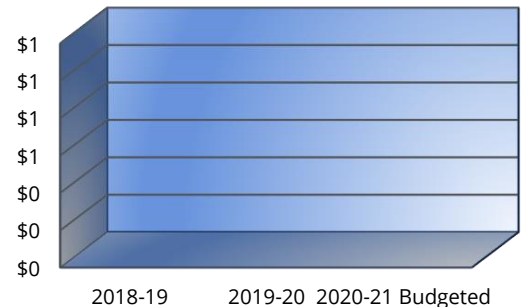
Bond & Interest (62 & 63)

	2018-19	2019-20	2020-21 Budgeted
*Total Expenditures	\$0	\$0	\$0
Total Expenditures per Pupil	\$0	\$0	\$0
Local Revenue	\$0	\$0	\$0
State Revenue	\$0	\$0	\$0
Federal Revenue	\$0	\$0	\$0

Total Expenditures



Total Expenditures per Pupil



*Total Expenditures may not equal the sum of state, federal and local revenue. Typically this is a result of low assessed valuation and/or the large amount of federal property and federal impact aid in some districts.

Note: The scale for each chart will vary based on individual district's data.


Financial Accountability Report

USD #: D0377

USD Name: Atchison Co Comm Schools

County Name: Atchison

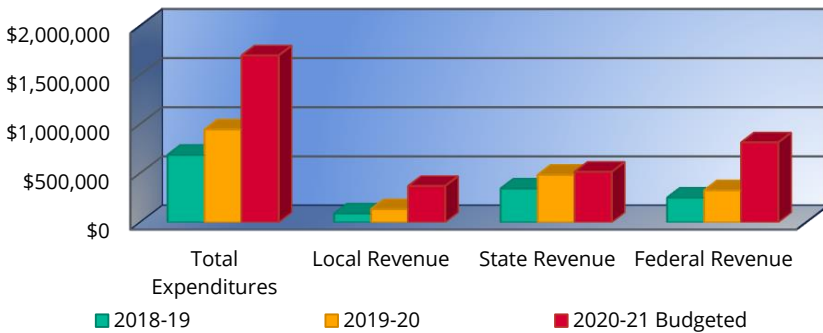
School Year: 2021



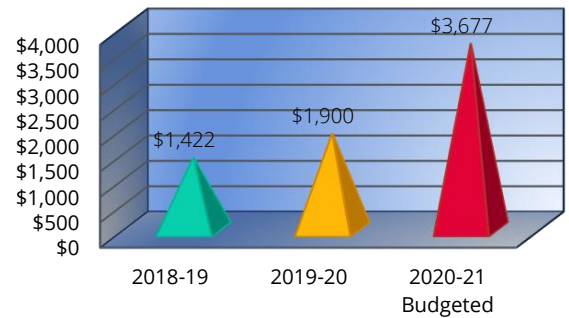
All Other Funds

	2018-19	2019-20	2020-21 Budgeted
*Total Expenditures	\$686,809	\$946,108	\$1,698,664
Total Expenditures per Pupil	\$1,422	\$1,900	\$3,677
Local Revenue	\$90,345	\$135,129	\$370,368
State Revenue	\$344,412	\$484,149	\$514,707
Federal Revenue	\$252,052	\$326,830	\$813,589

Total Expenditures



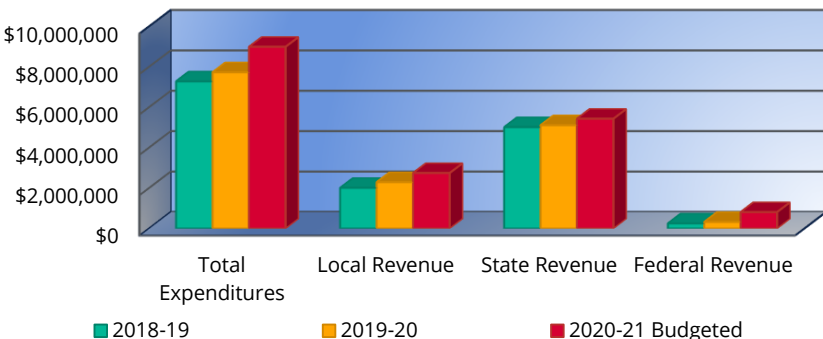
Total Expenditures per Pupil



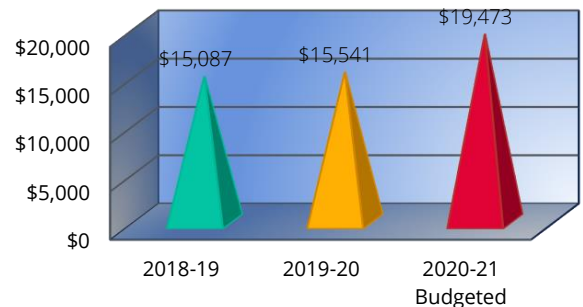
Total of All Funds

	2018-19	2019-20	2020-21 Budgeted
*Total Expenditures	\$7,286,951	\$7,737,926	\$8,996,727
Total Expenditures per Pupil	\$15,087	\$15,541	\$19,473
Local Revenue	\$2,014,622	\$2,293,511	\$2,747,291
State Revenue	\$5,020,277	\$5,117,585	\$5,435,847
Federal Revenue	\$252,052	\$326,830	\$813,589

Total Expenditures



Total Expenditures per Pupil



*Total Expenditures may not equal the sum of state, federal and local revenue. Typically this is a result of low assessed valuation and/or the large amount of federal property and federal impact aid in some districts.


Financial Accountability Report

USD #: D0377

USD Name: Atchison Co Comm Schools

County Name: Atchison

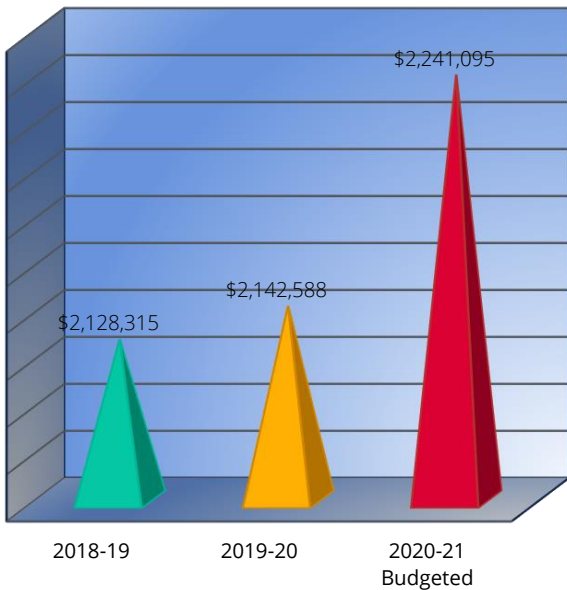
School Year: 2021



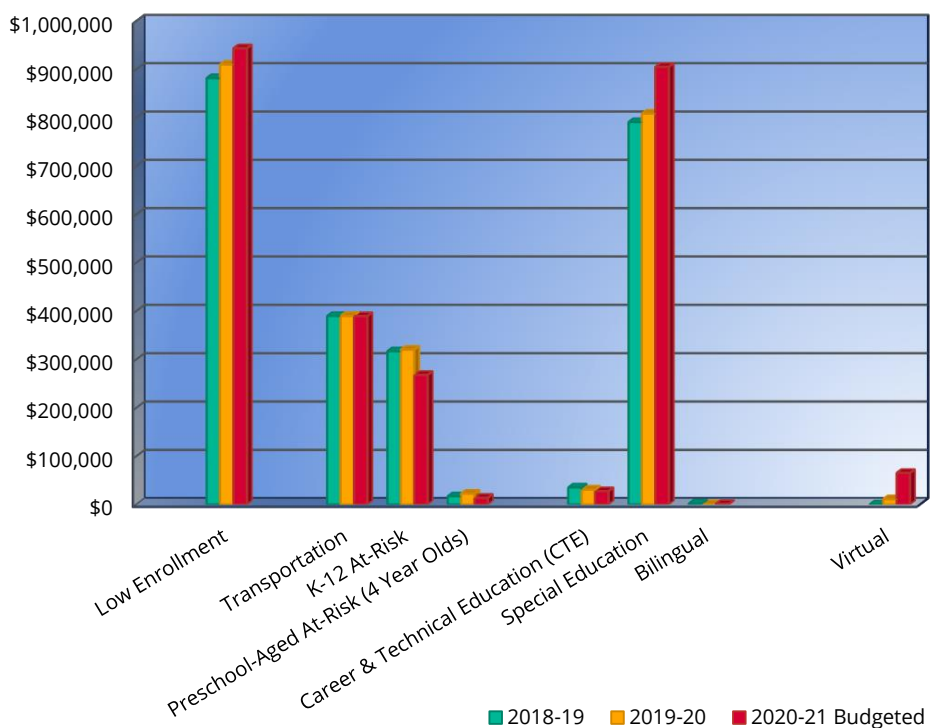
State Aid

	2018-19	2019-20	2020-21 Budgeted
Base State Aid	\$2,128,315	\$2,142,588	\$2,241,095
High Enrollment State Aid	\$0	\$0	\$0
Low Enrollment State Aid	\$881,731	\$909,824	\$943,499
School Facilities State Aid	\$0	\$0	\$0
Transportation State Aid	\$389,428	\$389,481	\$389,279
K-12 At-Risk State Aid	\$316,540	\$319,836	\$267,743
Preschool-Aged At-Risk (4 Year Olds) State Aid	\$16,660	\$22,180	\$13,707
High Density At-Risk State Aid	\$0	\$0	\$0
Career & Technical Education (CTE) State Aid	\$34,986	\$30,608	\$27,414
Special Education State Aid	\$790,730	\$808,163	\$904,982
Bilingual State Aid	\$1,666	\$0	\$914
Ancillary State Aid	\$0	\$0	\$0
Cost of Living State Aid	\$0	\$0	\$0
Virtual State Aid	\$0	\$10,680	\$65,000

BASE State Aid



All Other State Aid



Note: The scale for each chart will vary based on individual district's data.


Financial Accountability Report

USD #: D0377

USD Name: Atchison Co Comm Schools

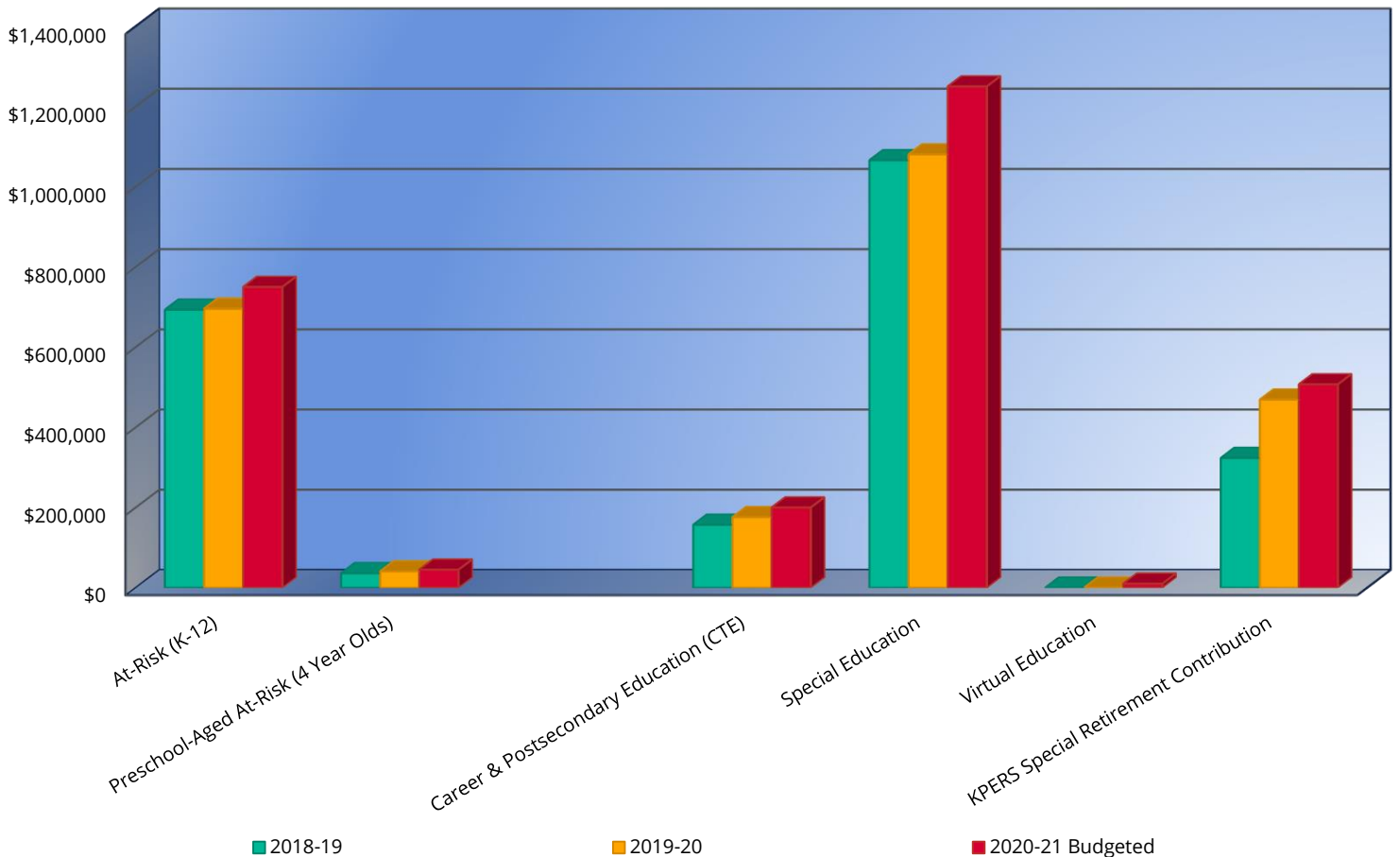
County Name: Atchison

School Year: 2021



Total Expenditures of Selected Funds

	2018-19	2019-20	2020-21 Budgeted
At-Risk (K-12) - 13	\$693,269	\$695,775	\$750,000
Preschool-Aged At-Risk (4 Year Olds) - 11	\$36,092	\$40,679	\$45,000
Bilingual Education - 14	\$0	\$0	\$0
Career & Postsecondary Education (CTE) - 34	\$157,063	\$175,896	\$200,000
Special Education - 30	\$1,066,002	\$1,080,568	\$1,250,000
Virtual Education - 15	\$0	\$0	\$10,000
KPERS Special Retirement Contribution - 51	\$323,559	\$468,985	\$507,208



Note: The scale for each chart will vary based on individual district's data.


Financial Accountability Report

USD #: D0377

USD Name: Atchison Co Comm Schools

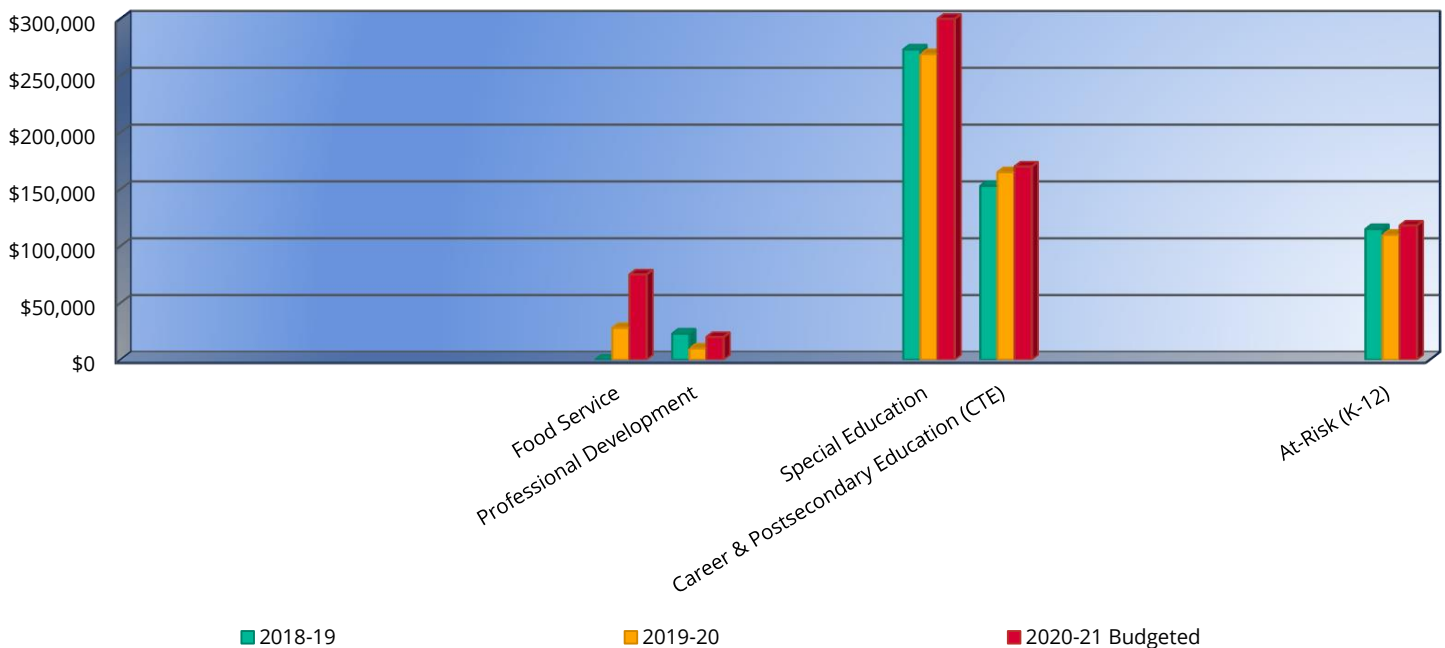
County Name: Atchison

School Year: 2021



Supplemental General (08) Transfers

	2018-19	2019-20	2020-21 Budgeted
Adult Education - 10	\$0	\$0	\$0
Adult Supplemental Education - 12	\$0	\$0	\$0
Bilingual Education - 14	\$0	\$0	\$0
Virtual Education - 15	\$0	\$0	\$0
Driver Training - 18	\$0	\$0	\$0
Extraordinary School Program - 22	\$0	\$0	\$0
Food Service - 24	\$0	\$28,000	\$75,000
Professional Development - 26	\$23,000	\$10,000	\$20,000
Parent Education Program - 28	\$0	\$0	\$0
Summer School - 29	\$0	\$0	\$0
Special Education - 30	\$273,000	\$269,000	\$300,000
Career & Postsecondary Education (CTE) - 34	\$153,000	\$165,000	\$170,000
Special Reserve Fund - 47	\$0	\$0	\$0
Special Liability Expense Fund - 42	\$0	\$0	\$0
Textbook & Student Material Revolving - 55	\$0	\$0	\$0
Preschool-Aged At-Risk (4 Year Olds) - 11	\$0	\$0	\$0
At-Risk (K-12) - 13	\$115,000	\$110,000	\$118,115



Note: The scale for each chart will vary based on individual district's data.


Financial Accountability Report

USD #: D0377

USD Name: Atchison Co Comm Schools

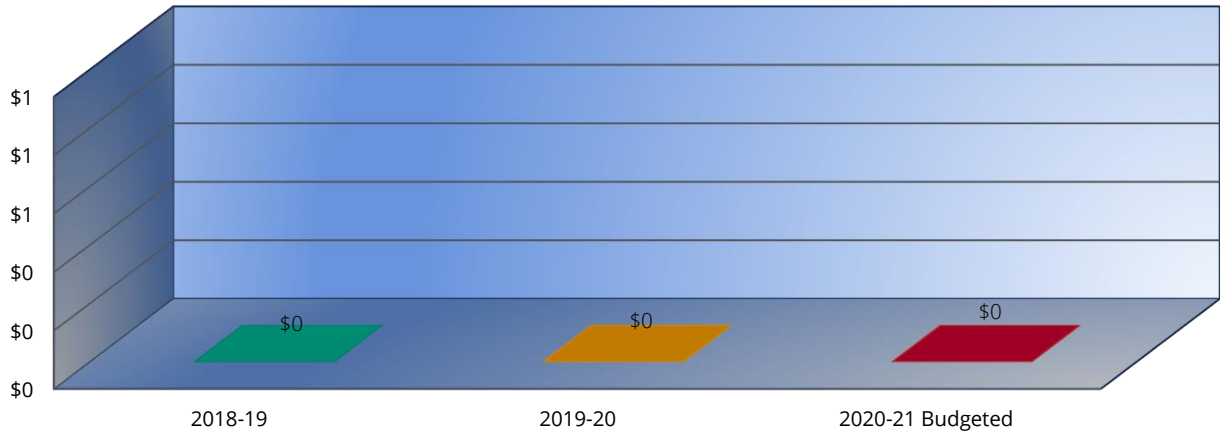
County Name: Atchison

School Year: 2021



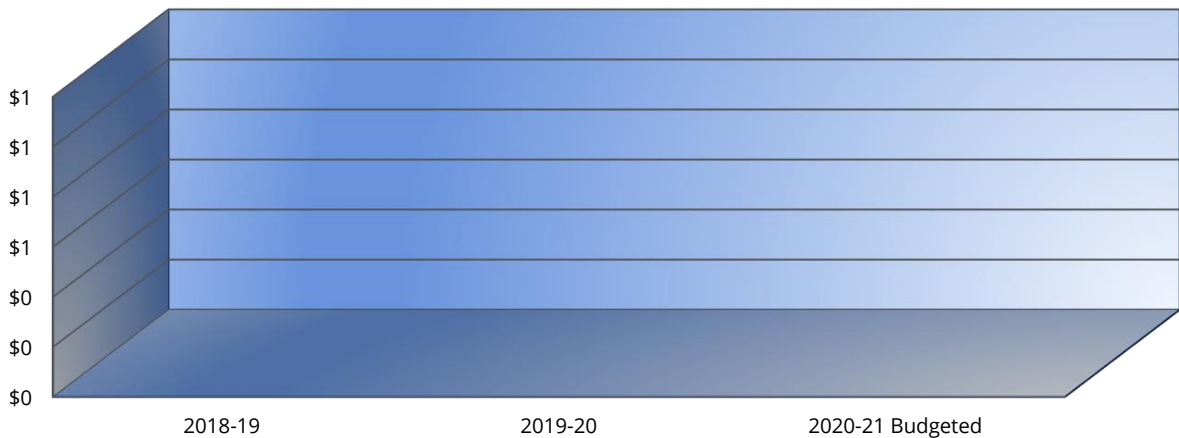
Article 6, Section 6 Constitutional Challenge

	2018-19	2019-20	2020-21 Budgeted
Total Expenditures	\$0	\$0	\$0
Aggregate Expenditures from 7/1/2010 to 6/30/2020		\$0	



General Obligation Bonded Indebtedness

	2018-19	2019-20	2020-21 Budgeted
Outstanding Principal (July 1)	\$0	\$0	\$0



Note: The scale for each chart will vary based on individual district's data.


Financial Accountability Report

USD #: D0377

USD Name: Atchison Co Comm Schools

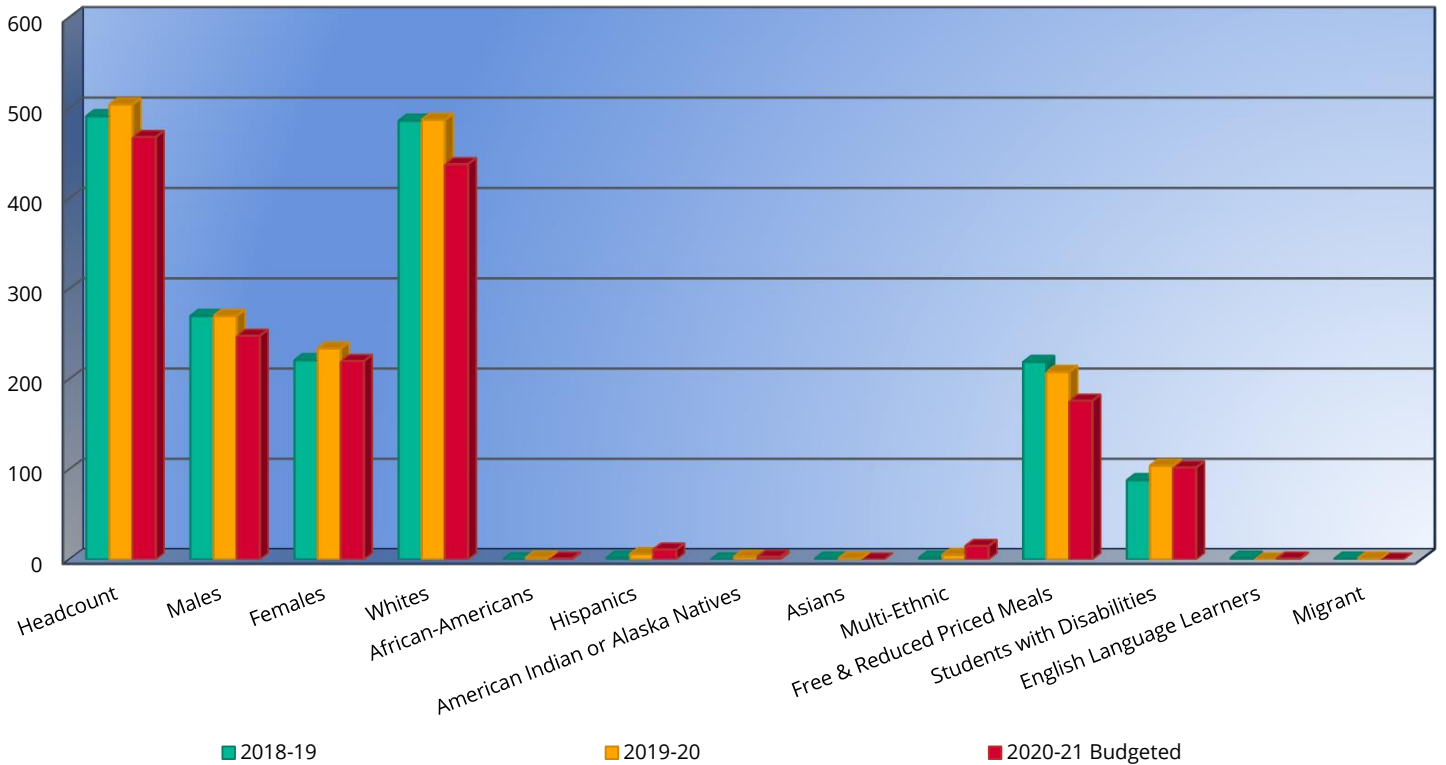
County Name: Atchison

School Year: 2021



Demographic Headcount¹

	2018-19	2019-20	2020-21 Budgeted
Headcount	491	504	468
Males	270	270	248
Females	221	234	220
Whites	486	487	438
African-Americans	0	2	1
Hispanics	2	6	11
American Indian or Alaska Natives	0	3	3
Asians	1	1	0
Multi-Ethnic	2	5	15
Free & Reduced Priced Meals	219	208	176
Students with Disabilities	88	104	102
English Language Learners	2	0	1
Migrant*	1	1	N/A



¹ Demographic Data is unaudited.

*Districts are in the process of submitting Migrant data for the current year.