


# Financial Accountability Report

USD #: D0373  
 USD Name: Newton  
 County Name: Harvey  
 School Year: 2021



## Full Time Equivalency (FTE) Enrollment\*

	2018-19	2019-20	2020-21 Budgeted
FTE Enrollment (incl. KAMS)	3,353.3	3,328.4	3,116.0
Virtual FTE Enrollment	12.1	16.4	11.0
<b>Total FTE Enrollment</b>	<b>3,365.4</b>	<b>3,344.8</b>	<b>3,127.0</b>

\*Includes the 2/20 count.

## General & Supplemental General (06 & 08)

	2018-19	2019-20	2020-21 Budgeted
<b>*Total Expenditures</b>	<b>\$29,634,646</b>	<b>\$30,607,216</b>	<b>\$31,367,121</b>
<b>Total Expenditures per Pupil</b>	<b>\$8,806</b>	<b>\$9,151</b>	<b>\$10,031</b>
Local Revenue	\$3,679,732	\$3,451,831	\$2,668,836
State Revenue	\$25,954,914	\$27,155,385	\$28,698,285
Federal Revenue	\$0	\$0	\$0

## Capital Outlay (16)

	2018-19	2019-20	2020-21 Budgeted
<b>*Total Expenditures</b>	<b>\$2,457,215</b>	<b>\$2,405,611</b>	<b>\$3,844,732</b>
<b>Total Expenditures per Pupil</b>	<b>\$730</b>	<b>\$719</b>	<b>\$1,230</b>
Local Revenue	\$1,764,670	\$1,617,497	\$3,048,699
State Revenue	\$692,545	\$788,114	\$796,033
Federal Revenue	\$0	\$0	\$0

\*Total Expenditures may not equal the sum of state, federal and local revenue. Typically this is a result of low assessed valuation and/or the large amount of federal property and federal impact aid in some districts.

# Financial Accountability Report

USD #: D0373  
USD Name: Newton  
County Name: Harvey  
School Year: 2021



## Bond & Interest (62 & 63)

	2018-19	2019-20	2020-21 Budgeted
<b>*Total Expenditures</b>	<b>\$4,055,462</b>	<b>\$4,039,338</b>	<b>\$4,111,912</b>
<b>Total Expenditures per Pupil</b>	<b>\$1,205</b>	<b>\$1,208</b>	<b>\$1,315</b>
Local Revenue	\$1,906,067	\$1,696,522	\$1,768,122
State Revenue	\$2,149,395	\$2,342,816	\$2,343,790
Federal Revenue	\$0	\$0	\$0

## All Other Funds

	2018-19	2019-20	2020-21 Budgeted
<b>*Total Expenditures</b>	<b>\$14,531,736</b>	<b>\$18,063,604</b>	<b>\$21,997,711</b>
<b>Total Expenditures per Pupil</b>	<b>\$4,318</b>	<b>\$5,401</b>	<b>\$7,035</b>
Local Revenue	\$8,317,570	\$9,393,023	\$11,994,779
State Revenue	\$1,832,625	\$4,224,528	\$4,690,391
Federal Revenue	\$4,381,541	\$4,446,053	\$5,312,541

## Total of All Funds

	2018-19	2019-20	2020-21 Budgeted
<b>*Total Expenditures</b>	<b>\$50,679,059</b>	<b>\$55,115,769</b>	<b>\$61,321,476</b>
<b>Total Expenditures per Pupil</b>	<b>\$15,059</b>	<b>\$16,478</b>	<b>\$19,610</b>
Local Revenue	\$15,668,039	\$16,158,873	\$19,480,436
State Revenue	\$30,629,479	\$34,510,843	\$36,528,499
Federal Revenue	\$4,381,541	\$4,446,053	\$5,312,541

\*Total Expenditures may not equal the sum of state, federal and local revenue. Typically this is a result of low assessed valuation and/or the large amount of federal property and federal impact aid in some districts.

# Financial Accountability Report

USD #: D0373  
 USD Name: Newton  
 County Name: Harvey  
 School Year: 2021



## State Aid


	2018-19	2019-20	2020-21 Budgeted
Base State Aid	\$13,870,283	\$14,751,031	\$15,197,865
High Enrollment State Aid	\$490,221	\$519,456	\$535,030
Low Enrollment State Aid	\$0	\$0	\$0
School Facilities State Aid	\$0	\$0	\$0
Transportation State Aid	\$725,543	\$681,370	\$609,962
K-12 At-Risk State Aid	\$2,882,597	\$3,018,698	\$2,912,281
Preschool-Aged At-Risk (4 Year Olds) State Aid	\$116,620	\$79,848	\$77,673
High Density At-Risk State Aid	\$275,723	\$275,919	\$261,804
Career & Technical Education (CTE) State Aid	\$231,574	\$245,754	\$228,907
Special Education State Aid	\$3,052,379	\$3,138,963	\$3,229,616
Bilingual State Aid	\$155,771	\$142,839	\$137,984
Ancillary State Aid	\$0	\$0	\$0
Cost of Living State Aid	\$0	\$0	\$0
Virtual State Aid	\$50,270	\$64,180	\$55,000

## Total Expenditures of Selected Funds

	2018-19	2019-20	2020-21 Budgeted
At-Risk (K-12) - 13	\$3,792,438	\$4,275,148	\$4,444,283
Preschool-Aged At-Risk (4 Year Olds) - 11	\$295,517	\$245,846	\$362,236
Bilingual Education - 14	\$377,678	\$349,547	\$404,653
Career & Postsecondary Education (CTE) - 34	\$1,479,247	\$1,468,136	\$1,706,015
Special Education - 30	\$5,156,485	\$5,497,738	\$5,789,732
Virtual Education - 15	\$28,403	\$40,192	\$149,061
KPERS Special Retirement Contribution - 51	\$1,695,323	\$4,086,471	\$4,545,790

# Financial Accountability Report

USD #: D0373  
 USD Name: Newton  
 County Name: Harvey  
 School Year: 2021



## Supplemental General (08) Transfers


	2018-19	2019-20	2020-21 Budgeted
Adult Education - 10	\$19,250	\$14,250	\$15,000
Adult Supplemental Education - 12	\$0	\$0	\$0
Bilingual Education - 14	\$362,400	\$233,321	\$254,653
Virtual Education - 15	\$0	\$0	\$0
Driver Training - 18	\$0	\$0	\$0
Extraordinary School Program - 22	\$0	\$0	\$0
Food Service - 24	\$0	\$0	\$0
Professional Development - 26	\$0	\$150,000	\$0
Parent Education Program - 28	\$0	\$30,000	\$0
Summer School - 29	\$0	\$0	\$0
Special Education - 30	\$1,193,977	\$2,170,781	\$0
Career & Postsecondary Education (CTE) - 34	\$330,625	\$200,000	\$0
Special Reserve Fund - 47	\$0	\$0	\$0
Special Liability Expense Fund - 42	\$0	\$0	\$0
Textbook & Student Material Revolving - 55	\$0	\$9,480	\$0
Preschool-Aged At-Risk (4 Year Olds) - 11	\$46,566	\$100,000	\$0
At-Risk (K-12) - 13	\$2,263,355	\$1,319,514	\$3,840,993

## Article 6, Section 6 Constitutional Challenge

	2018-19	2019-20	2020-21 Budgeted
Total Expenditures	\$17,942	\$3,694	\$3,678
Aggregate Expenditures from 7/1/2010 to 6/30/2020		\$142,938	

# Financial Accountability Report

USD #: D0373  
 USD Name: Newton  
 County Name: Harvey  
 School Year: 2021



## General Obligation Bonded Indebtedness

	2018-19	2019-20	2020-21 Budgeted
Outstanding Principal (July 1)	\$32,240,000	\$29,050,000	\$25,690,000

## Demographic Headcount<sup>1</sup>

	2018-19	2019-20	2020-21 Budgeted
Headcount	3,546	3,506	3,267
Males	1,787	1,765	1,645
Females	1,759	1,741	1,622
Whites	2,191	2,149	2,008
African-Americans	96	98	76
Hispanics	1,011	1,005	957
American Indian or Alaska Natives	27	28	24
Asians	39	38	35
Multi-Ethnic	182	188	167
Free & Reduced Priced Meals	1,910	1,860	1,681
Students with Disabilities	606	605	554
English Language Learners	202	174	163
Migrant*	12	12	N/A

<sup>1</sup> Demographic Data is unaudited.

\*Districts are in the process of submitting Migrant data for the current year.