


Financial Accountability Report

USD #: D0377

USD Name: Atchison Co Comm Schools

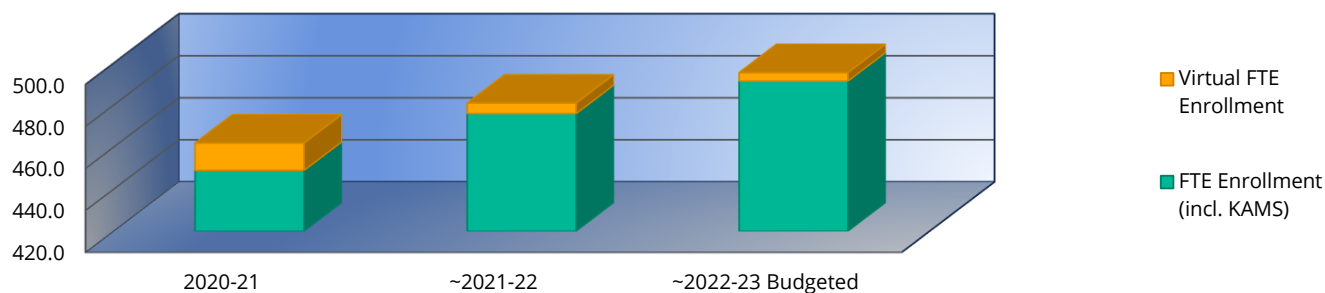
County Name: Atchison

School Year: 2023



Full Time Equivalency (FTE) Enrollment*

	2020-21	~2021-22	~2022-23 Budgeted
FTE Enrollment (incl. KAMS)	449.0	476.0	491.5
Virtual FTE Enrollment	13.0	5.0	4.0
Total FTE Enrollment	462.0	481.0	495.5



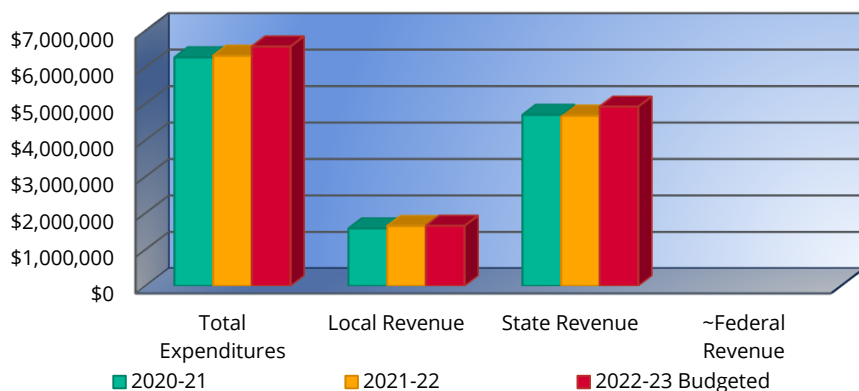
* Includes 2/20 count.

~ Beginning in 2021-22, funding was provided for Preschool-Aged At-Risk (3-years old). Therefore, for 2020-21 and prior, enrollment excluded Preschool-Aged At-Risk (3-years old) and only included Preschool-Aged At-Risk (4-years old).

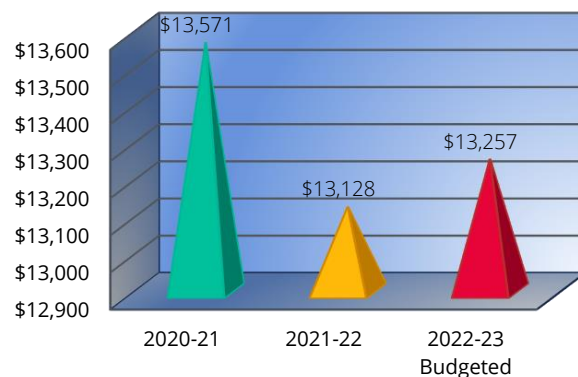
General & Supplemental General (06 & 08)

	2020-21	2021-22	2022-23 Budgeted
*Total Expenditures	\$6,269,869	\$6,314,733	\$6,569,019
Total Expenditures per Pupil	\$13,571	\$13,128	\$13,257
Local Revenue	\$1,576,929	\$1,643,029	\$1,650,705
State Revenue	\$4,692,940	\$4,671,704	\$4,918,314
~Federal Revenue	\$0	\$0	N/A

Total Expenditures



Total Expenditures per Pupil



* Total Expenditures may not equal the sum of state, federal and local revenue. Typically this is a result of low assessed valuation and/or the large amount of federal property and federal impact aid in some districts.

~ 2022 Sub for House Bill 2567 removed Federal Impact Aid from the State Foundation Aid formula. Therefore, Federal Revenue is not applicable for these funds starting 2022-23.

Note: The scale for each chart will vary based on individual district's data.


Financial Accountability Report

USD #: D0377

USD Name: Atchison Co Comm Schools

County Name: Atchison

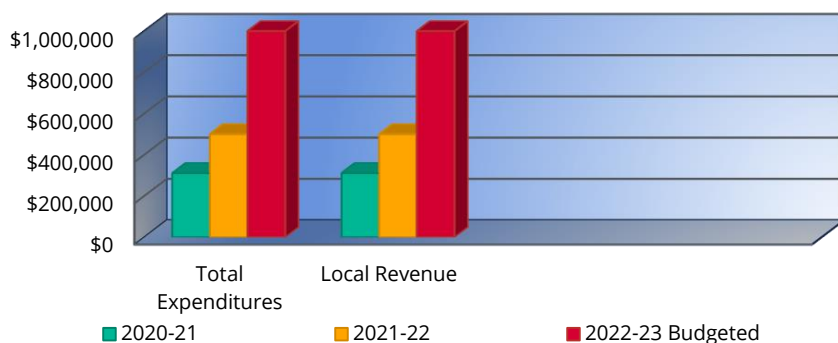
School Year: 2023



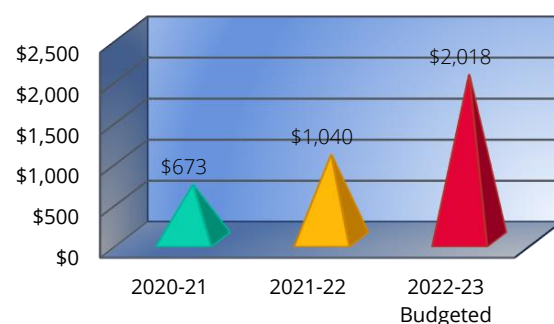
Capital Outlay (16)

	2020-21	2021-22	2022-23 Budgeted
*Total Expenditures	\$311,081	\$500,281	\$1,000,000
Total Expenditures per Pupil	\$673	\$1,040	\$2,018
Local Revenue	\$311,081	\$500,281	\$1,000,000
State Revenue	\$0	\$0	\$0
Federal Revenue	\$0	\$0	\$0

Total Expenditures



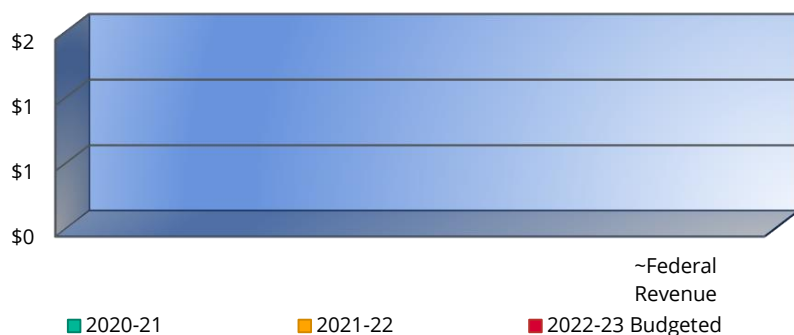
Total Expenditures per Pupil



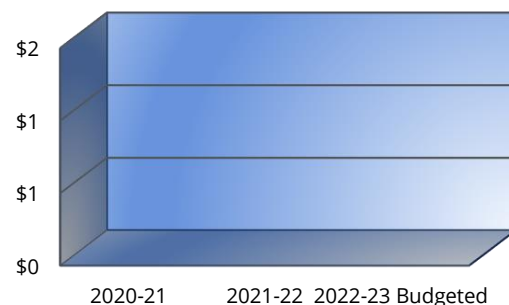
Bond & Interest (62 & 63)

	2020-21	2021-22	2022-23 Budgeted
*Total Expenditures	\$0	\$0	\$0
Total Expenditures per Pupil	\$0	\$0	\$0
Local Revenue	\$0	\$0	\$0
State Revenue	\$0	\$0	\$0
~Federal Revenue	N/A	N/A	N/A

Total Expenditures



Total Expenditures per Pupil



* Total Expenditures may not equal the sum of state, federal and local revenue. Typically this is a result of low assessed valuation and/or the large amount of federal property and federal impact aid in some districts.

~ Federal Revenue is not applicable to Bond & Interest funds.


Financial Accountability Report

USD #: D0377

USD Name: Atchison Co Comm Schools

County Name: Atchison

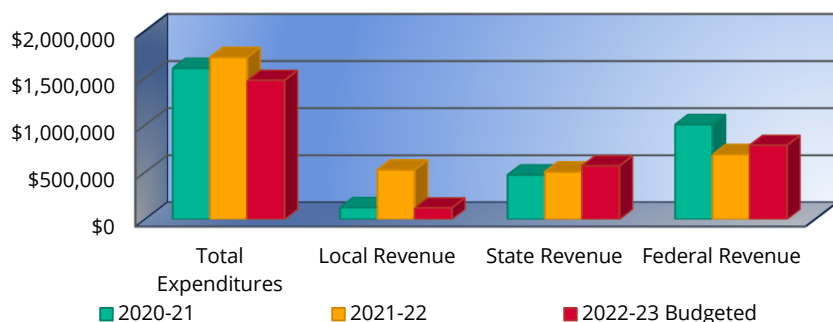
School Year: 2023



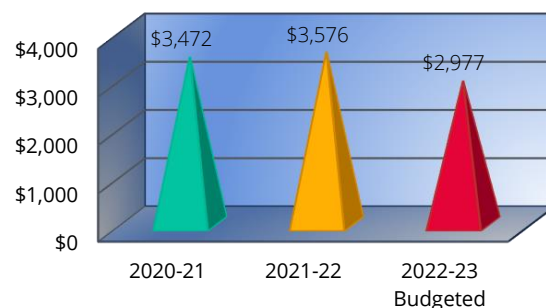
All Other Funds

	2020-21	2021-22	2022-23 Budgeted
*Total Expenditures	\$1,603,934	\$1,719,942	\$1,474,949
Total Expenditures per Pupil	\$3,472	\$3,576	\$2,977
Local Revenue	\$125,608	\$525,433	\$121,702
State Revenue	\$471,916	\$504,457	\$567,642
Federal Revenue	\$1,006,410	\$690,052	\$785,605

Total Expenditures



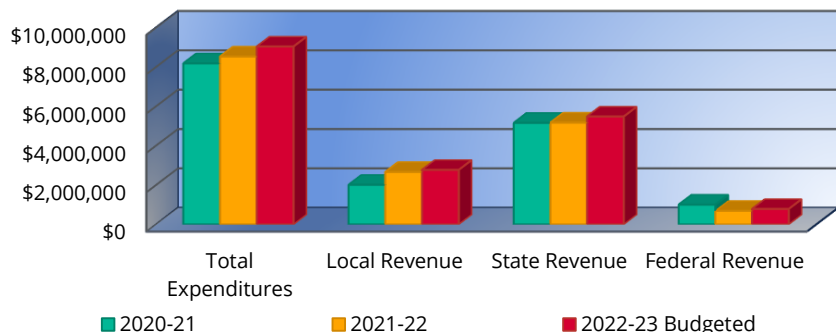
Total Expenditures per Pupil



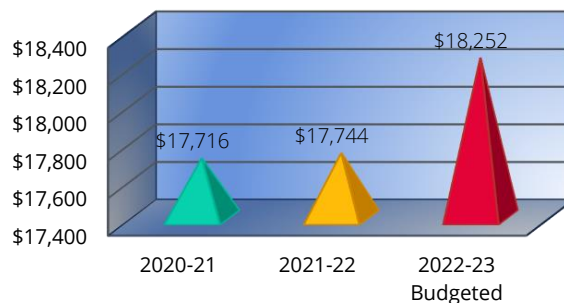
Total of All Funds

	2020-21	2021-22	2022-23 Budgeted
*Total Expenditures	\$8,184,884	\$8,534,956	\$9,043,968
Total Expenditures per Pupil	\$17,716	\$17,744	\$18,252
Local Revenue	\$2,013,618	\$2,668,743	\$2,772,407
State Revenue	\$5,164,856	\$5,176,161	\$5,485,956
Federal Revenue	\$1,006,410	\$690,052	\$785,605

Total Expenditures



Total Expenditures per Pupil



* Total Expenditures may not equal the sum of state, federal and local revenue. Typically this is a result of low assessed valuation and/or the large amount of federal property and federal impact aid in some districts.


Financial Accountability Report

USD #: D0377

USD Name: Atchison Co Comm Schools

County Name: Atchison

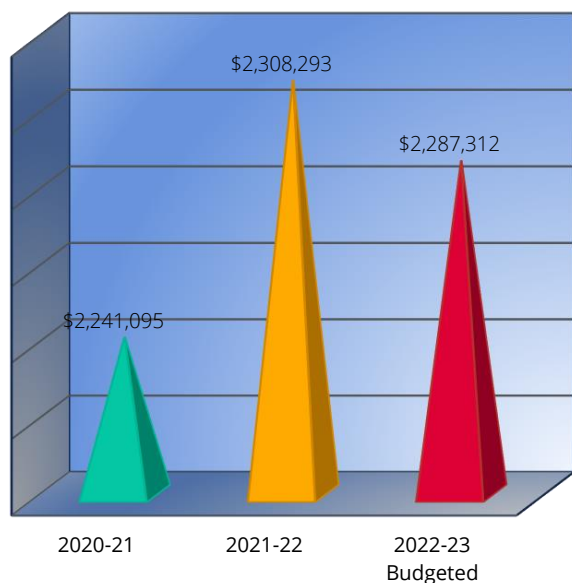
School Year: 2023



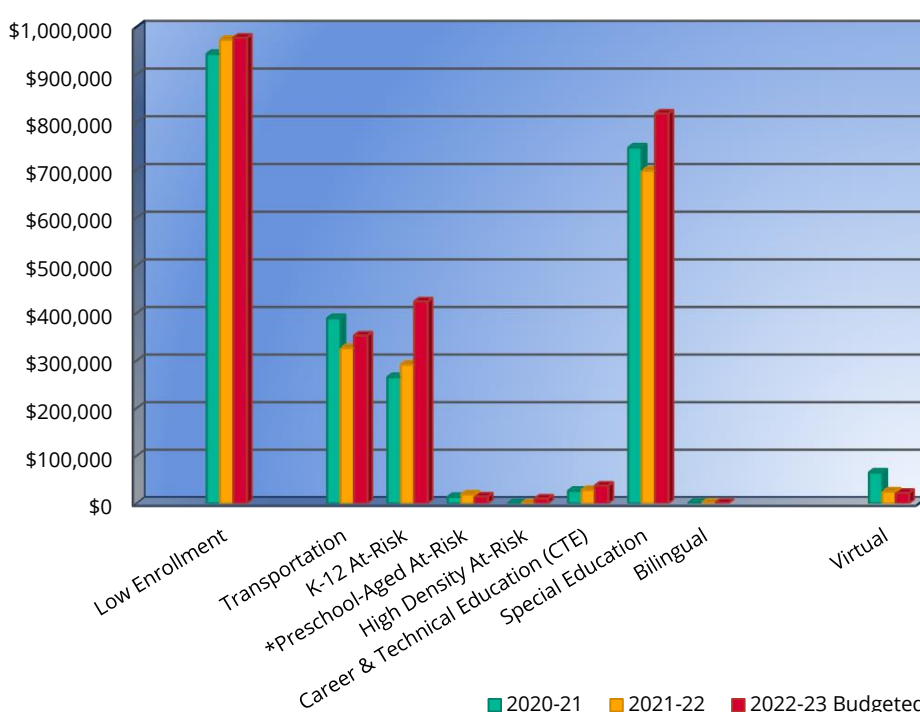
State Aid

	2020-21	2021-22	2022-23 Budgeted
Base State Aid	\$2,241,095	\$2,308,293	\$2,287,312
High Enrollment State Aid	\$0	\$0	\$0
Low Enrollment State Aid	\$943,499	\$973,201	\$977,438
~School Facilities State Aid	\$0	N/A	N/A
Transportation State Aid	\$389,279	\$326,596	\$352,789
K-12 At-Risk State Aid	\$265,459	\$291,772	\$424,510
*Preschool-Aged At-Risk State Aid	\$13,707	\$18,824	\$14,538
High Density At-Risk State Aid	\$0	\$0	\$10,177
Career & Technical Education (CTE) State Aid	\$26,500	\$28,236	\$37,314
Special Education State Aid	\$747,302	\$698,792	\$818,445
Bilingual State Aid	\$914	\$941	\$969
Ancillary State Aid	\$0	\$0	\$0
Cost of Living State Aid	\$0	\$0	\$0
Virtual State Aid	\$65,000	\$25,000	\$22,400

BASE State Aid



All Other State Aid



* Beginning in 2021-22, funding was provided for Preschool-Aged At-Risk (3-years old) along with Preschool-Aged At-Risk (4-years old). Therefore, for 2020-21 and prior, State Aid was only for Preschool-Aged At-Risk (4-years old).

~ School Facilities Weighting (K.S.A. 72-6415b) was repealed as of 7-1-2015. Therefore, the last year State Aid was paid was 2020-2021.


Financial Accountability Report

USD #: D0377

USD Name: Atchison Co Comm Schools

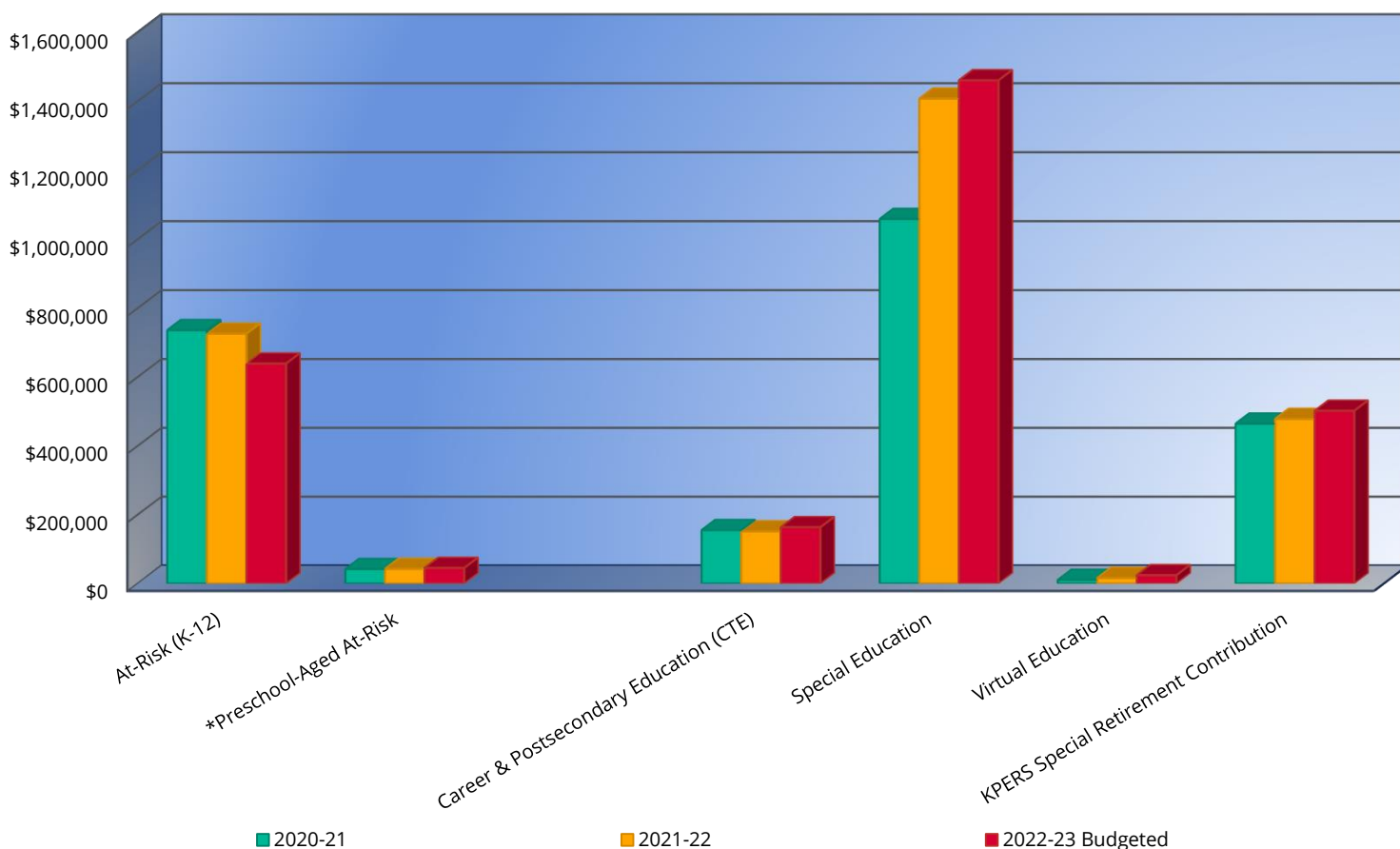
County Name: Atchison

School Year: 2023



Total Expenditures of Selected Funds

	2020-21	2021-22	2022-23 Budgeted
At-Risk (K-12) - 13	\$735,873	\$725,684	\$638,875
*Preschool-Aged At-Risk - 11	\$41,586	\$42,158	\$45,000
Bilingual Education - 14	\$0	\$0	\$0
Career & Postsecondary Education (CTE) - 34	\$154,794	\$151,220	\$163,300
Special Education - 30	\$1,058,388	\$1,407,580	\$1,460,605
Virtual Education - 15	\$10,000	\$15,750	\$24,000
KPERS Special Retirement Contribution - 51	\$464,210	\$477,858	\$501,751



* Beginning in 2021-22, funding was provided for Preschool-Aged At-Risk (3-years old) along with Preschool-Aged At-Risk (4-years old). Therefore, for 2020-21 and prior, expenditures are only for Preschool-Aged At-Risk (4-years old).

Note: The scale for each chart will vary based on individual district's data.


Financial Accountability Report

USD #: D0377

USD Name: Atchison Co Comm Schools

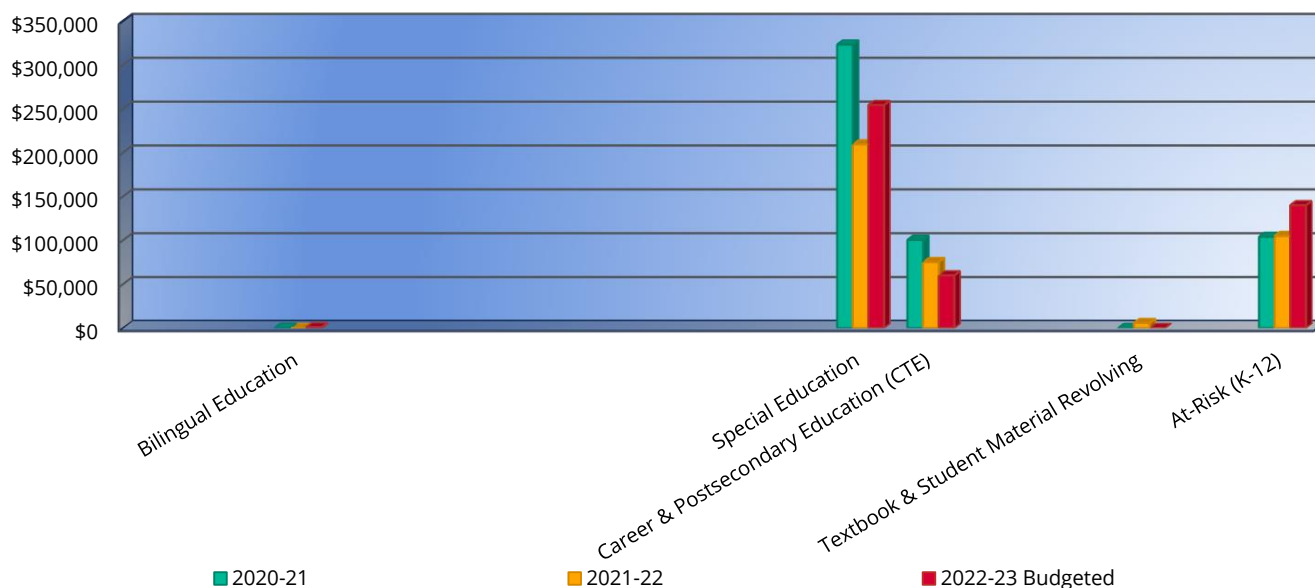
County Name: Atchison

School Year: 2023



Supplemental General (08) Transfers


	2020-21	2021-22	2022-23 Budgeted
Adult Education - 10	\$0	\$0	\$0
Adult Supplemental Education - 12	\$0	\$0	\$0
Bilingual Education - 14	\$316	\$0	\$1,000
Virtual Education - 15	\$0	\$0	\$0
Driver Training - 18	\$0	\$0	\$0
Extraordinary School Program - 22	\$0	\$0	\$0
Food Service - 24	\$0	\$0	\$0
Professional Development - 26	\$0	\$0	\$0
Parent Education Program - 28	\$0	\$0	\$0
Summer School - 29	\$0	\$0	\$0
Special Education - 30	\$323,190	\$209,425	\$254,252
Career & Postsecondary Education (CTE) - 34	\$100,476	\$75,173	\$60,066
Special Reserve Fund - 47	\$0	\$0	\$0
Special Liability Expense Fund - 42	\$0	\$0	\$0
Textbook & Student Material Revolving - 55	\$0	\$5,729	\$0
*Preschool-Aged At-Risk - 11	\$0	\$0	\$0
At-Risk (K-12) - 13	\$103,988	\$105,000	\$140,000



* Beginning in 2021-22, funding was provided for Preschool-Aged At-Risk (3-years old) along with Preschool-Aged At-Risk (4-years old).

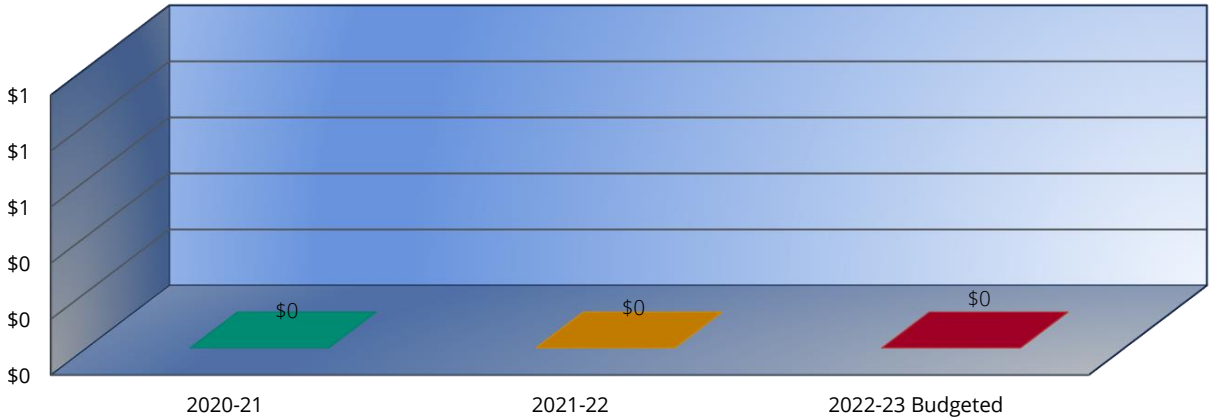
Financial Accountability Report

USD #: D0377
USD Name: Atchison Co Comm Schools
County Name: Atchison
School Year: 2023



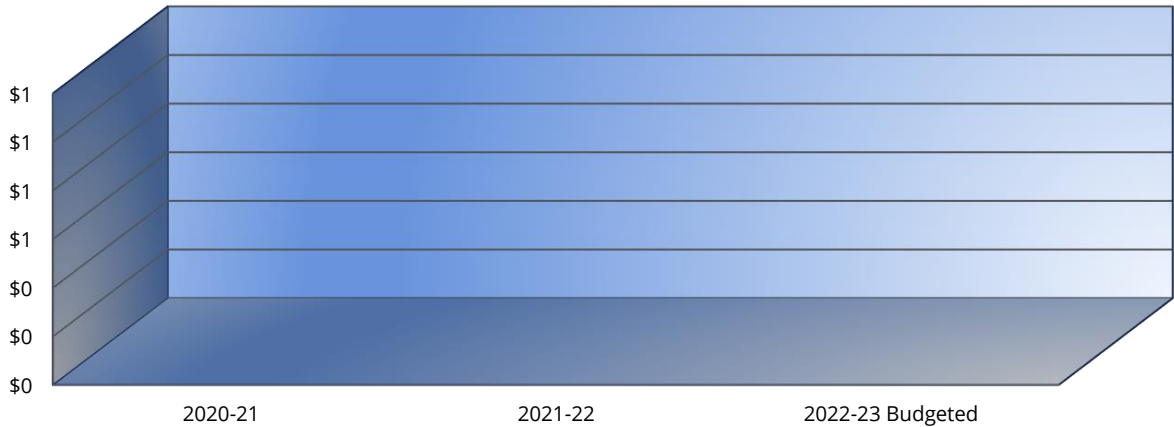
Article 6, Section 6 Constitutional Challenge

	2020-21	2021-22	2022-23 Budgeted
Total Expenditures	\$0	\$0	\$0
Aggregate Expenditures from 7/1/2010 to 6/30/2022		\$0	



General Obligation Bonded Indebtedness

	2020-21	2021-22	2022-23 Budgeted
Outstanding Principal (July 1)	\$0	\$0	\$0



Note: The scale for each chart will vary based on individual district's data.


Financial Accountability Report

USD #: D0377

USD Name: Atchison Co Comm Schools

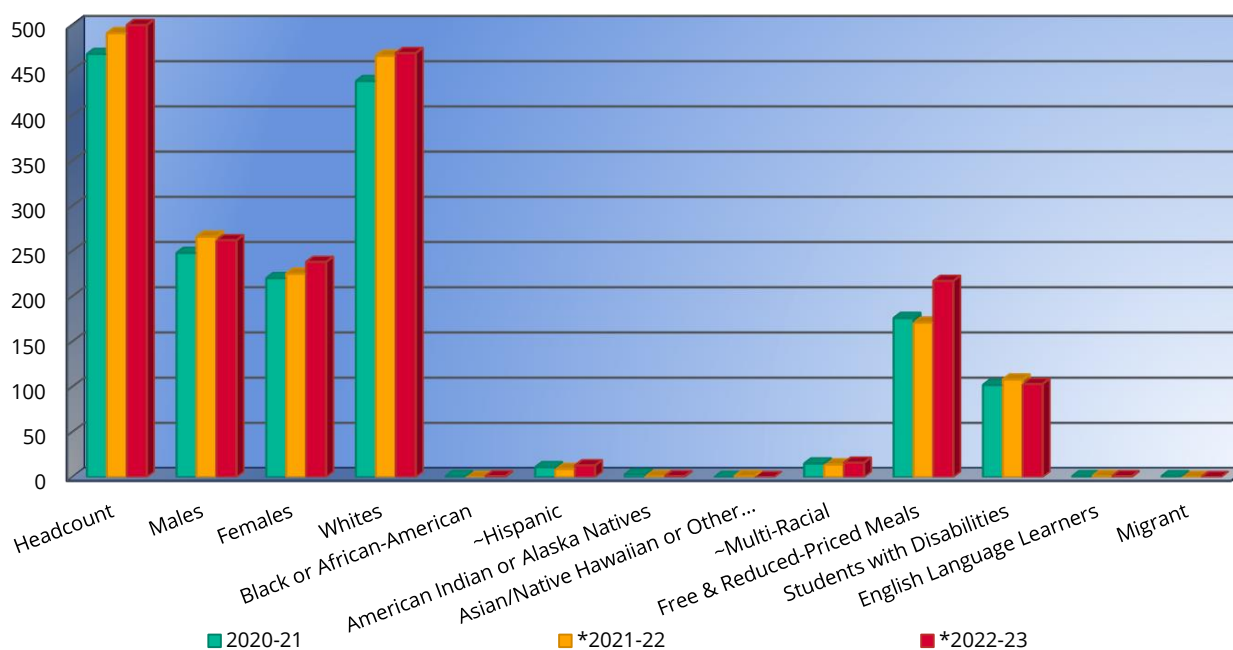
County Name: Atchison

School Year: 2023



Demographic Headcount¹

	2020-21	*2021-22	*2022-23
Headcount	468	491	500
Males	248	266	262
Females	220	225	238
Whites	438	466	469
Black or African-American	1	0	1
~Hispanic	11	9	13
American Indian or Alaska Natives	3	1	1
Asian/Native Hawaiian or Other Pacific Islander	0	1	0
~Multi-Racial	15	14	16
Free & Reduced-Priced Meals	176	171	217
Students with Disabilities	102	108	103
English Language Learners	1	1	1
² Migrant	1	0	N/A



¹ Demographic Data is unaudited.

² Districts are in the process of submitting Migrant data for the budgeted year.

~ Students that identify as Hispanic and multi-racial are reported only as Hispanic based on federal reporting guidelines.

* Beginning in 2021-22, funding was provided for Preschool-Aged At-Risk (3-years old) along with Preschool-Aged At-Risk (4-years old). Therefore, Preschool-Aged At-Risk (3-years old) are also included in headcounts starting in 2021-22.