


Financial Accountability Report

USD #: D0467

USD Name: Leoti

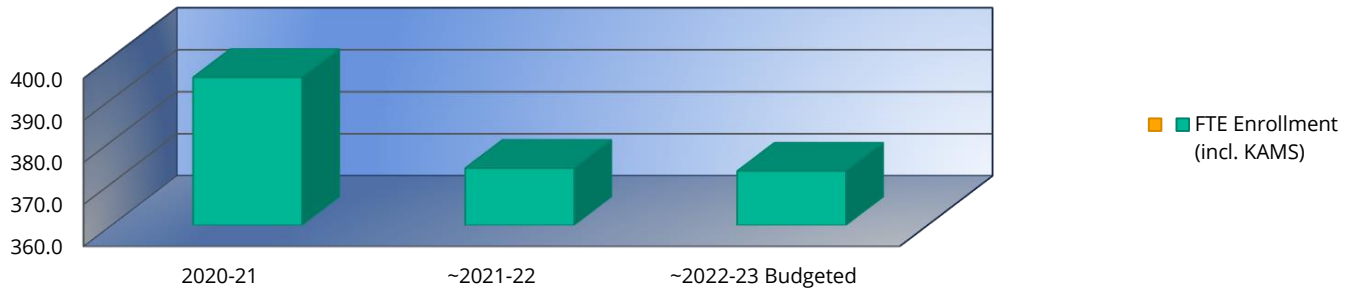
County Name: Wichita

School Year: 2023



Full Time Equivalency (FTE) Enrollment*

	2020-21	~2021-22	~2022-23 Budgeted
FTE Enrollment (incl. KAMS)	395.2	373.6	372.9
Virtual FTE Enrollment	0.0	0.0	0.0
Total FTE Enrollment	395.2	373.6	372.9



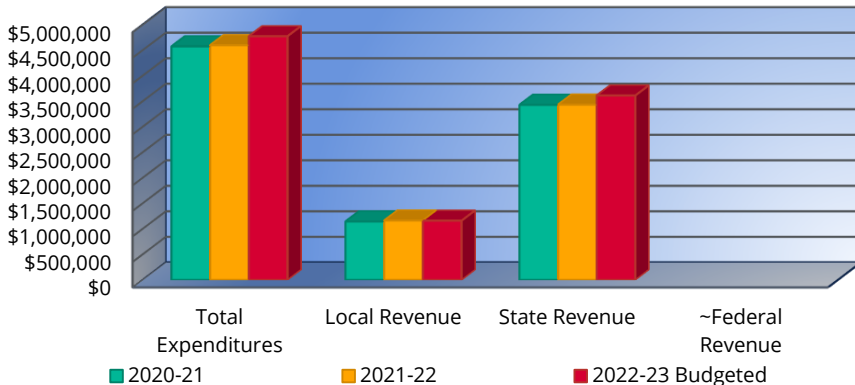
* Includes 2/20 count.

~ Beginning in 2021-22, funding was provided for Preschool-Aged At-Risk (3-years old). Therefore, for 2020-21 and prior, enrollment excluded Preschool-Aged At-Risk (3-years old) and only included Preschool-Aged At-Risk (4-years old).

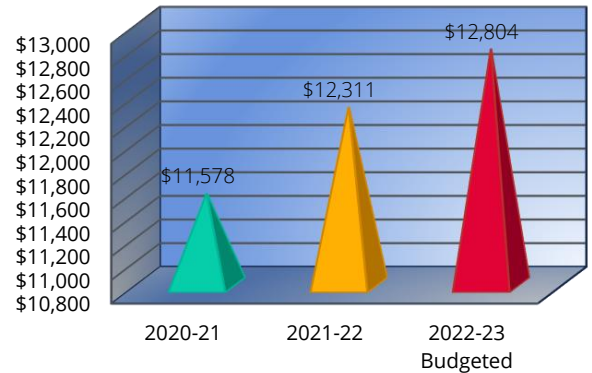
General & Supplemental General (06 & 08)

	2020-21	2021-22	2022-23 Budgeted
*Total Expenditures	\$4,575,439	\$4,599,358	\$4,774,512
Total Expenditures per Pupil	\$11,578	\$12,311	\$12,804
Local Revenue	\$1,145,130	\$1,164,634	\$1,161,782
State Revenue	\$3,430,309	\$3,434,724	\$3,612,730
~Federal Revenue	\$0	\$0	N/A

Total Expenditures



Total Expenditures per Pupil



* Total Expenditures may not equal the sum of state, federal and local revenue. Typically this is a result of low assessed valuation and/or the large amount of federal property and federal impact aid in some districts.

~ 2022 Sub for House Bill 2567 removed Federal Impact Aid from the State Foundation Aid formula. Therefore, Federal Revenue is not applicable for these funds starting 2022-23.

Note: The scale for each chart will vary based on individual district's data.

Financial Accountability Report

USD #: D0467

USD Name: Leoti

County Name: Wichita

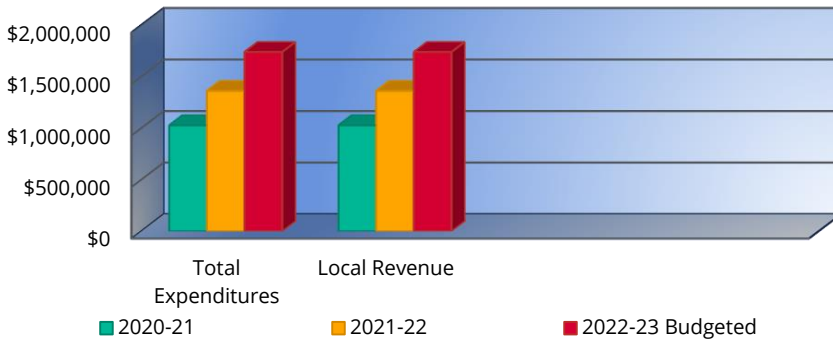
School Year: 2023



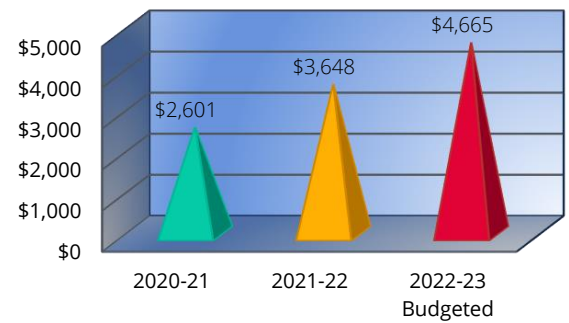
Capital Outlay (16)

	2020-21	2021-22	2022-23 Budgeted
*Total Expenditures	\$1,028,019	\$1,362,747	\$1,739,536
Total Expenditures per Pupil	\$2,601	\$3,648	\$4,665
Local Revenue	\$1,028,019	\$1,362,747	\$1,739,536
State Revenue	\$0	\$0	\$0
Federal Revenue	\$0	\$0	\$0

Total Expenditures



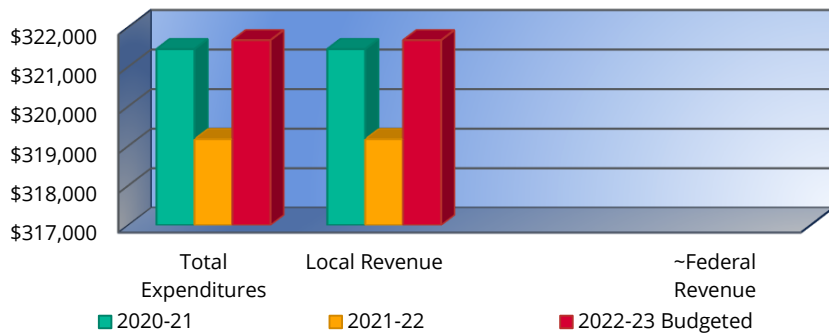
Total Expenditures per Pupil



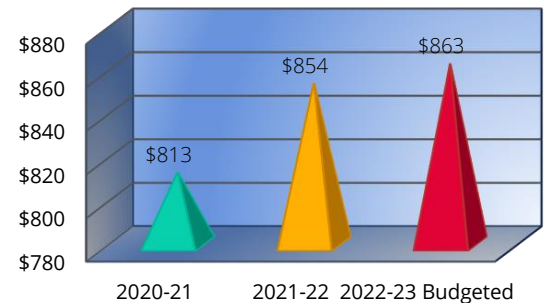
Bond & Interest (62 & 63)

	2020-21	2021-22	2022-23 Budgeted
*Total Expenditures	\$321,450	\$319,175	\$321,675
Total Expenditures per Pupil	\$813	\$854	\$863
Local Revenue	\$321,450	\$319,175	\$321,675
State Revenue	\$0	\$0	\$0
~Federal Revenue	N/A	N/A	N/A

Total Expenditures



Total Expenditures per Pupil



* Total Expenditures may not equal the sum of state, federal and local revenue. Typically this is a result of low assessed valuation and/or the large amount of federal property and federal impact aid in some districts.

~ Federal Revenue is not applicable to Bond & Interest funds.


Financial Accountability Report

USD #: D0467

USD Name: Leoti

County Name: Wichita

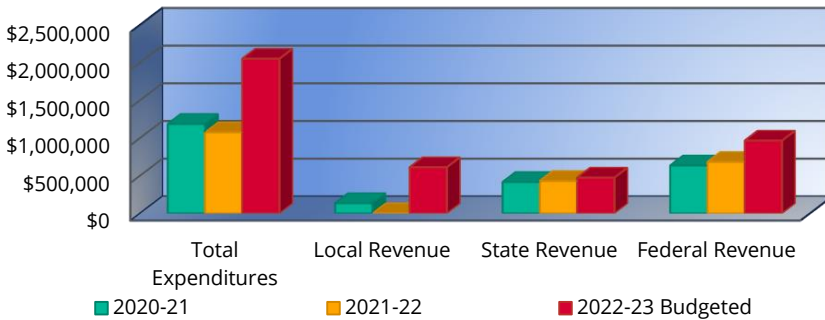
School Year: 2023



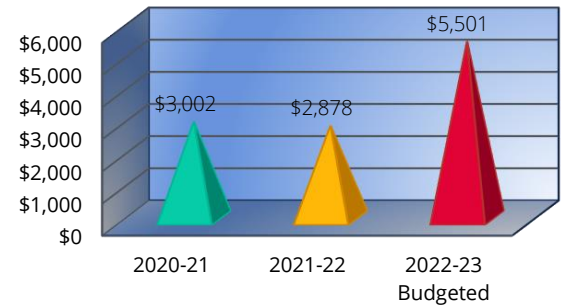
All Other Funds

	2020-21	2021-22	2022-23 Budgeted
*Total Expenditures	\$1,186,580	\$1,075,387	\$2,051,297
Total Expenditures per Pupil	\$3,002	\$2,878	\$5,501
Local Revenue	\$134,769	\$0	\$611,749
State Revenue	\$416,530	\$430,070	\$474,138
Federal Revenue	\$635,281	\$682,723	\$965,410

Total Expenditures



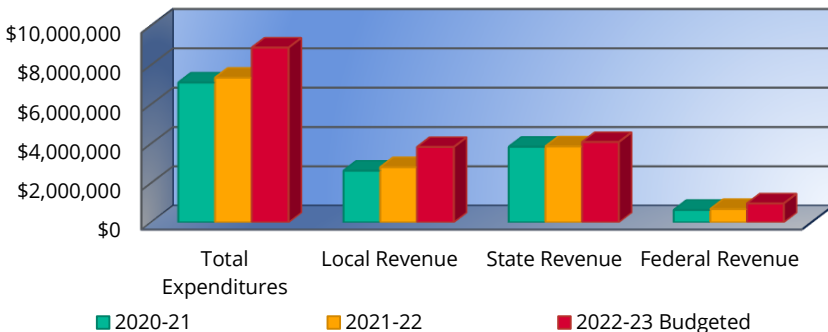
Total Expenditures per Pupil



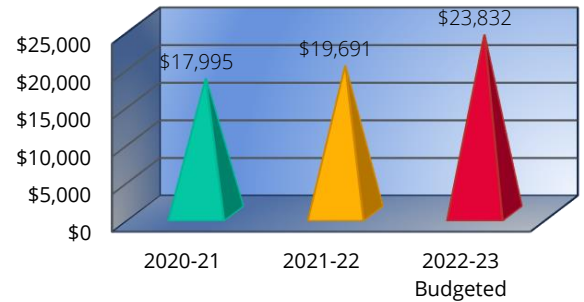
Total of All Funds

	2020-21	2021-22	2022-23 Budgeted
*Total Expenditures	\$7,111,488	\$7,356,667	\$8,887,020
Total Expenditures per Pupil	\$17,995	\$19,691	\$23,832
Local Revenue	\$2,629,368	\$2,809,150	\$3,834,742
State Revenue	\$3,846,839	\$3,864,794	\$4,086,868
Federal Revenue	\$635,281	\$682,723	\$965,410

Total Expenditures



Total Expenditures per Pupil



* Total Expenditures may not equal the sum of state, federal and local revenue. Typically this is a result of low assessed valuation and/or the large amount of federal property and federal impact aid in some districts.


Financial Accountability Report

USD #: D0467

USD Name: Leoti

County Name: Wichita

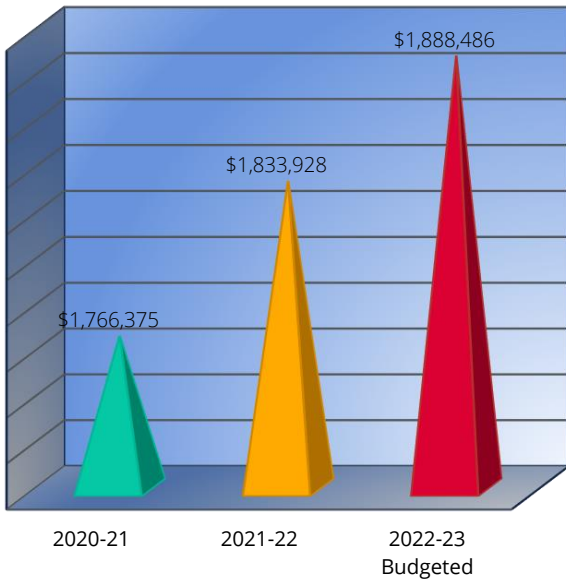
School Year: 2023



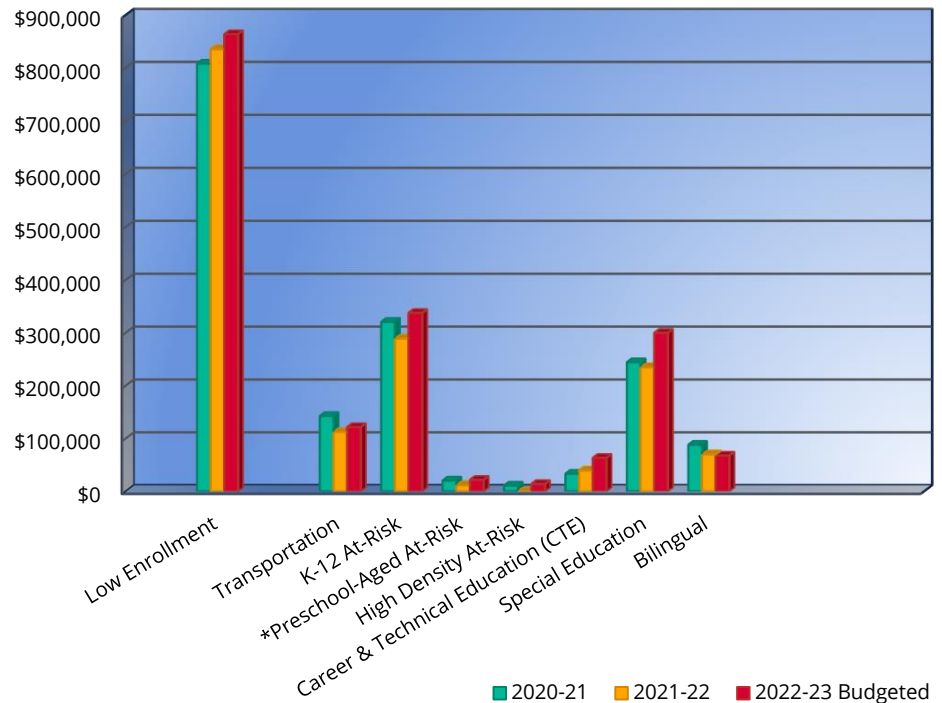
State Aid

	2020-21	2021-22	2022-23 Budgeted
Base State Aid	\$1,766,375	\$1,833,928	\$1,888,486
High Enrollment State Aid	\$0	\$0	\$0
Low Enrollment State Aid	\$808,256	\$835,786	\$864,042
~School Facilities State Aid	\$0	N/A	N/A
Transportation State Aid	\$142,553	\$112,473	\$121,635
K-12 At-Risk State Aid	\$320,744	\$289,419	\$337,766
*Preschool-Aged At-Risk State Aid	\$20,561	\$11,765	\$21,807
High Density At-Risk State Aid	\$10,966	\$0	\$14,053
Career & Technical Education (CTE) State Aid	\$33,354	\$39,530	\$63,483
Special Education State Aid	\$244,353	\$234,993	\$300,000
Bilingual State Aid	\$88,182	\$70,119	\$67,844
Ancillary State Aid	\$0	\$0	\$0
Cost of Living State Aid	\$0	\$0	\$0
Virtual State Aid	\$0	\$0	\$0

BASE State Aid



All Other State Aid



* Beginning in 2021-22, funding was provided for Preschool-Aged At-Risk (3-years old) along with Preschool-Aged At-Risk (4-years old). Therefore, for 2020-21 and prior, State Aid was only for Preschool-Aged At-Risk (4-years old).

~ School Facilities Weighting (K.S.A. 72-6415b) was repealed as of 7-1-2015. Therefore, the last year State Aid was paid was 2020-2021.


Financial Accountability Report

USD #: D0467

USD Name: Leoti

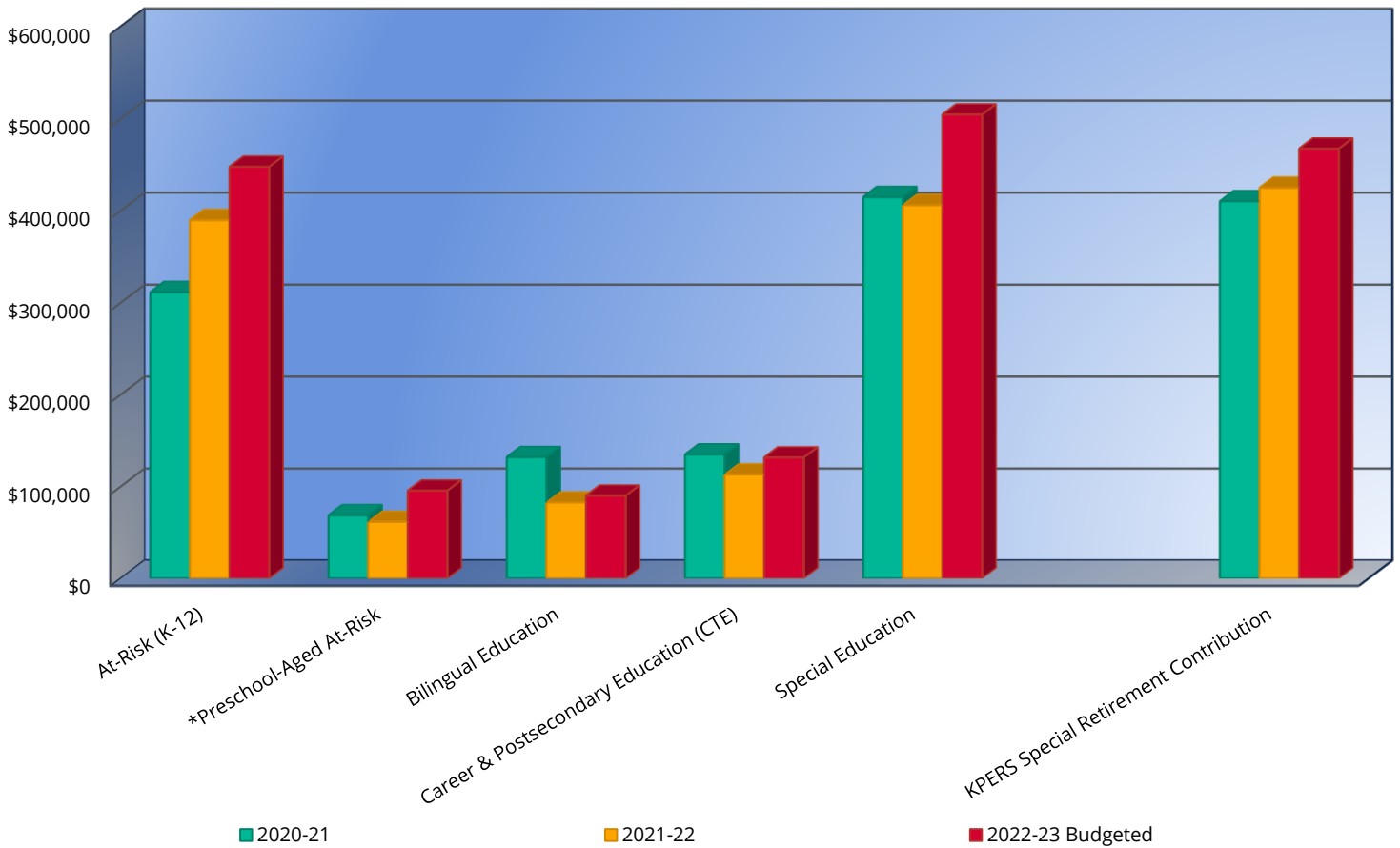
County Name: Wichita

School Year: 2023



Total Expenditures of Selected Funds

	2020-21	2021-22	2022-23 Budgeted
At-Risk (K-12) - 13	\$311,489	\$389,802	\$447,682
*Preschool-Aged At-Risk - 11	\$68,642	\$61,481	\$95,500
Bilingual Education - 14	\$131,981	\$82,604	\$90,000
Career & Postsecondary Education (CTE) - 34	\$134,782	\$113,074	\$131,635
Special Education - 30	\$414,782	\$406,096	\$504,467
Virtual Education - 15	\$0	\$0	\$0
KPERS Special Retirement Contribution - 51	\$410,288	\$424,930	\$467,423



* Beginning in 2021-22, funding was provided for Preschool-Aged At-Risk (3-years old) along with Preschool-Aged At-Risk (4-years old). Therefore, for 2020-21 and prior, expenditures are only for Preschool-Aged At-Risk (4-years old).

Note: The scale for each chart will vary based on individual district's data.


Financial Accountability Report

USD #: D0467

USD Name: Leoti

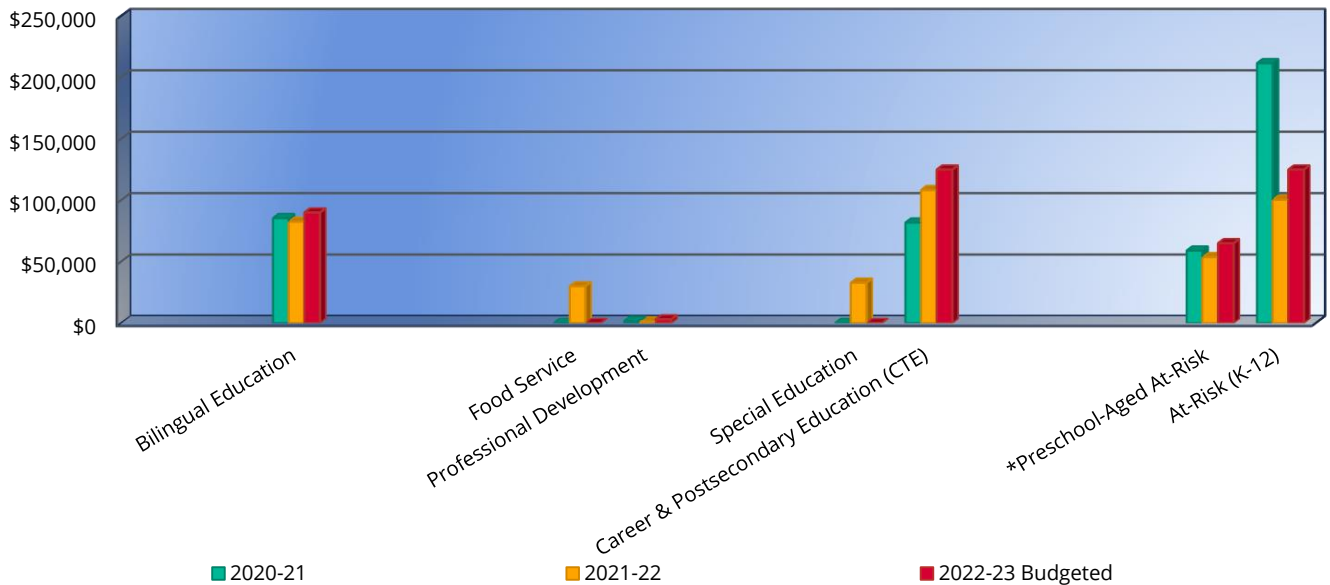
County Name: Wichita

School Year: 2023



Supplemental General (08) Transfers

	2020-21	2021-22	2022-23 Budgeted
Adult Education - 10	\$0	\$0	\$0
Adult Supplemental Education - 12	\$0	\$0	\$0
Bilingual Education - 14	\$85,479	\$82,604	\$90,000
Virtual Education - 15	\$0	\$0	\$0
Driver Training - 18	\$0	\$0	\$0
Extraordinary School Program - 22	\$0	\$0	\$0
Food Service - 24	\$0	\$30,000	\$0
Professional Development - 26	\$1,704	\$1,371	\$3,000
Parent Education Program - 28	\$0	\$0	\$0
Summer School - 29	\$0	\$0	\$0
Special Education - 30	\$0	\$32,846	\$0
Career & Postsecondary Education (CTE) - 34	\$81,803	\$108,321	\$125,000
Special Reserve Fund - 47	\$0	\$0	\$0
Special Liability Expense Fund - 42	\$0	\$0	\$0
Textbook & Student Material Revolving - 55	\$0	\$0	\$0
*Preschool-Aged At-Risk - 11	\$59,053	\$53,690	\$65,000
At-Risk (K-12) - 13	\$211,589	\$100,383	\$125,000



* Beginning in 2021-22, funding was provided for Preschool-Aged At-Risk (3-years old) along with Preschool-Aged At-Risk (4-years old).


Financial Accountability Report

USD #: D0467

USD Name: Leoti

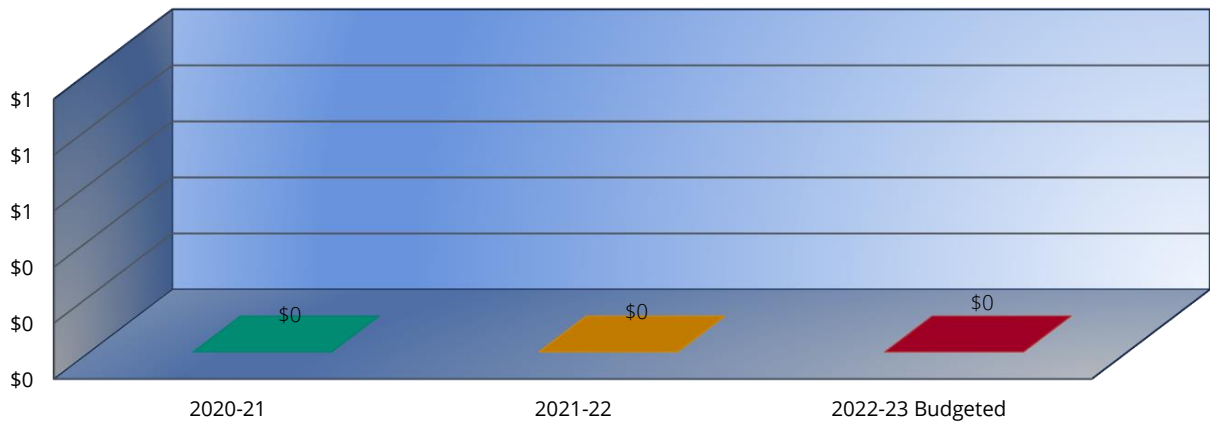
County Name: Wichita

School Year: 2023



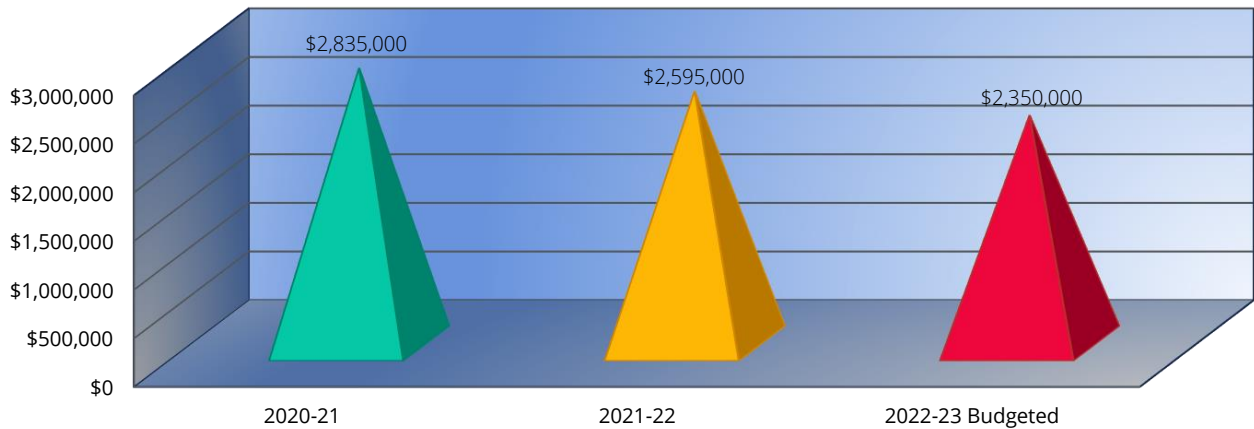
Article 6, Section 6 Constitutional Challenge

	2020-21	2021-22	2022-23 Budgeted
Total Expenditures	\$0	\$0	\$0
Aggregate Expenditures from 7/1/2010 to 6/30/2022		\$0	



General Obligation Bonded Indebtedness

	2020-21	2021-22	2022-23 Budgeted
Outstanding Principal (July 1)	\$2,835,000	\$2,595,000	\$2,350,000



Note: The scale for each chart will vary based on individual district's data.


Financial Accountability Report

USD #: D0467

USD Name: Leoti

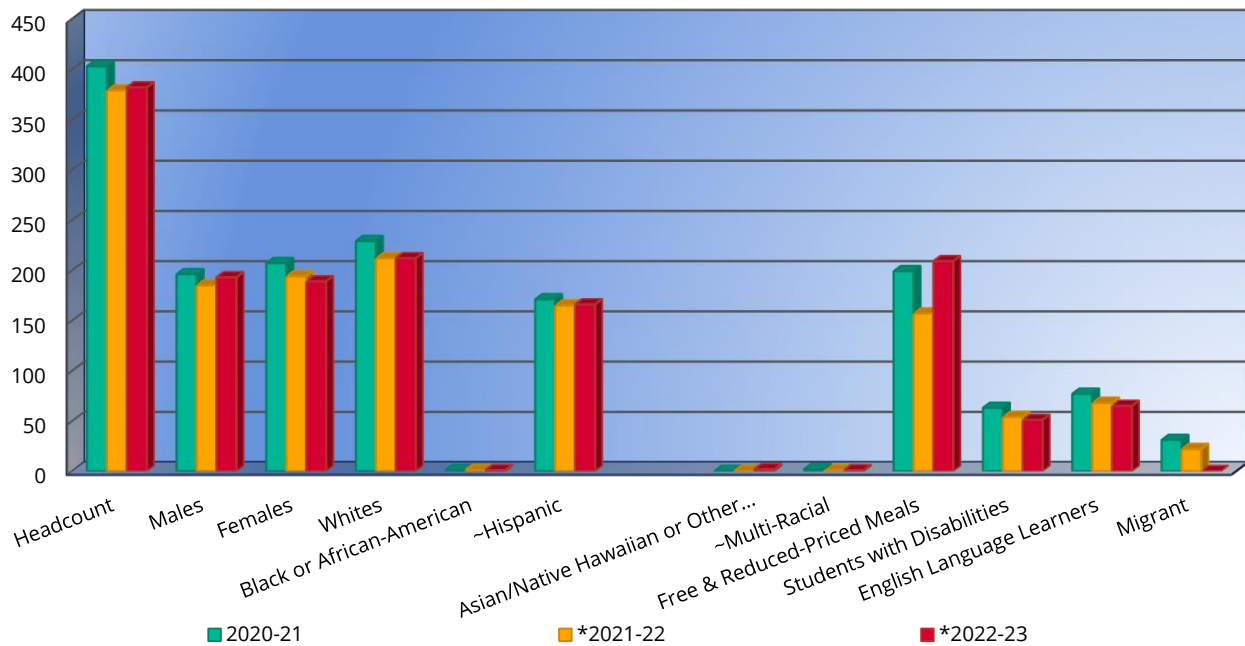
County Name: Wichita

School Year: 2023



Demographic Headcount¹

	2020-21	*2021-22	*2022-23
Headcount	403	379	382
Males	196	185	193
Females	207	194	189
Whites	229	212	212
Black or African-American	1	1	1
~Hispanic	171	165	166
American Indian or Alaska Natives	0	0	0
Asian/Native Hawaiian or Other Pacific Islander	0	0	2
~Multi-Racial	2	1	1
Free & Reduced-Priced Meals	199	157	209
Students with Disabilities	63	54	51
English Language Learners	77	68	65
² Migrant	31	22	N/A



¹ Demographic Data is unaudited.

² Districts are in the process of submitting Migrant data for the budgeted year.

~ Students that identify as Hispanic and multi-racial are reported only as Hispanic based on federal reporting guidelines.

* Beginning in 2021-22, funding was provided for Preschool-Aged At-Risk (3-years old) along with Preschool-Aged At-Risk (4-years old). Therefore, Preschool-Aged At-Risk (3-years old) are also included in headcounts starting in 2021-22.